

Measure 3 Time to Disposition ALL JUDGES (01/01/2015 - 12/31/2015)

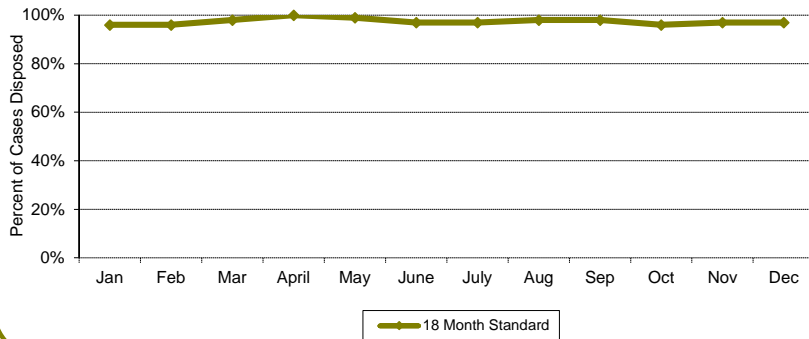


CourTools

A - Marriage Termination With Children

Month	Percentage of Cases Disposed		Number of Days	
	Cases	< 18 Months	Mean	Median
Jan	132	96%	153	99
Feb	62	96%	135	116
Mar	119	98%	150	104
April	79	100%	121	75
May	102	99%	153	83
June	119	97%	144	103
July	86	97%	142	110
Aug	91	98%	161	118
Sep	87	98%	163	114
Oct	96	96%	161	108
Nov	73	97%	188	118
Dec	87	97%	164	103
	<b>1133</b>	<b>1.0</b>		

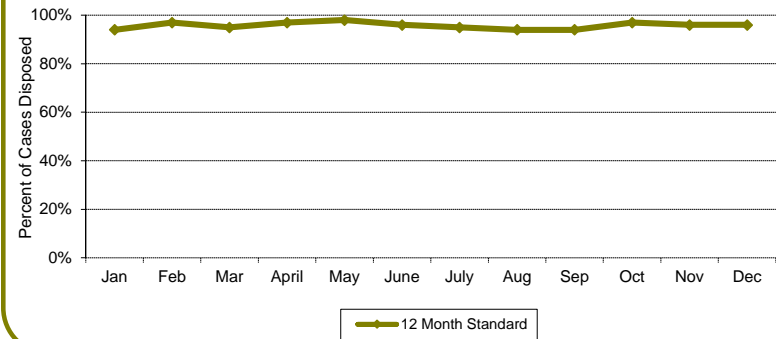
Time to Disposition - 18 Months Time Standard



B - Marriage Termination without Children

Month	Percentage of Cases Disposed		Number of Days	
	Cases	< 12 Months	Mean	Median
Jan	109	94%	137	96
Feb	98	97%	141	92
Mar	115	95%	107	63
April	128	97%	107	71
May	112	98%	98	61
June	138	96%	114	75
July	127	95%	114	84
Aug	107	94%	121	85
Sep	127	94%	106	68
Oct	126	97%	114	79
Nov	102	96%	115	74
Dec	126	96%	112	76
	<b>1415</b>	<b>1.0</b>		

Time to Disposition - 12 Months Time Standard



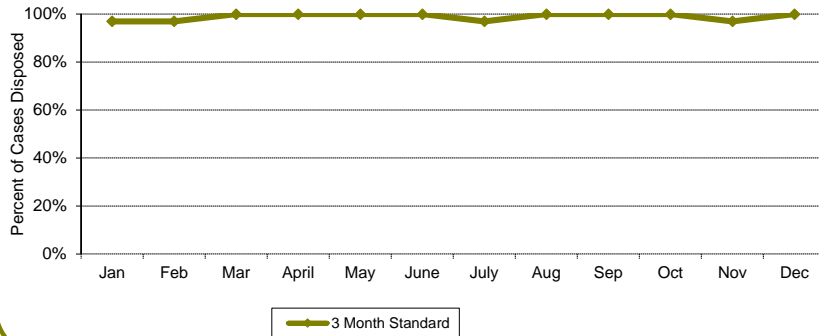
Measure 3 Time to Disposition ALL JUDGES (01/01/2015 - 12/31/2015)



C - Marriage Dissolutions with Children

Month	Percentage of Cases Disposed		Number of Days	
	Cases	< 3 Months	Mean	Median
Jan	36	97%	50	45
Feb	36	97%	45	41
Mar	38	100%	40	37
April	34	100%	40	38
May	41	100%	43	38
June	47	100%	46	44
July	41	97%	46	42
Aug	37	100%	44	44
Sep	39	100%	45	42
Oct	37	100%	46	42
Nov	35	97%	49	46
Dec	39	100%	43	39
	<b>460</b>	<b>1.0</b>		

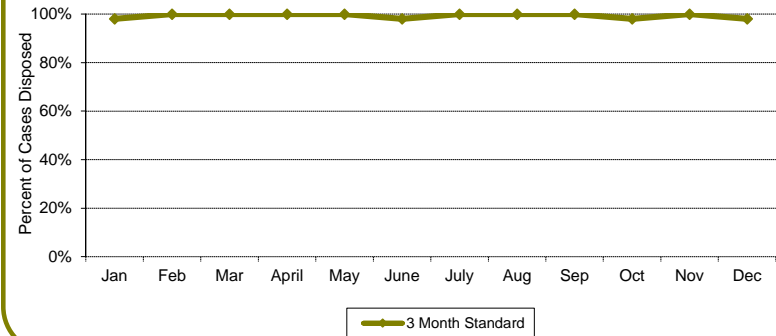
Time to Disposition - 3 Month Time Standard



D - Marriage Dissolutions without Children

Month	Percentage of Cases Disposed		Number of Days	
	Cases	< 3 Months	Mean	Median
Jan	53	98%	48	43
Feb	57	100%	40	37
Mar	73	100%	37	35
April	54	100%	44	43
May	54	100%	40	38
June	74	98%	42	39
July	59	100%	39	39
Aug	63	100%	41	39
Sep	59	100%	43	41
Oct	65	98%	47	42
Nov	55	100%	43	43
Dec	80	98%	40	36
	<b>746</b>	<b>1.0</b>		

Time to Disposition - 3 Month Time Standard



Measure 3 Time to Disposition ALL JUDGES (01/01/2015 - 12/31/2015)



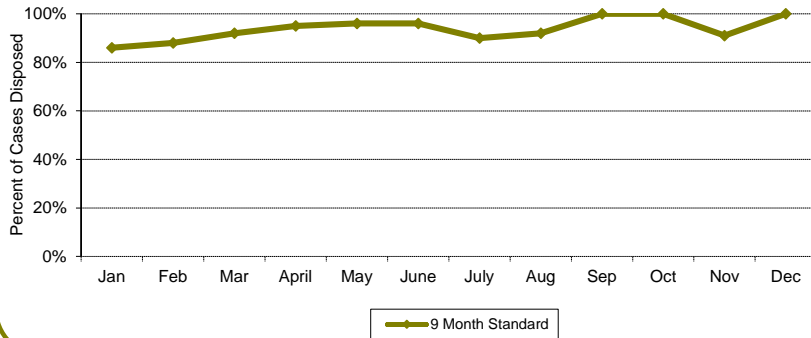
CourTools

E - Change of Custody

Month	Percentage of Cases Disposed		Number of Days	
	Cases	< 9 Months	Mean	Median
Jan	36	86%	127	69
Feb	45	88%	102	58
Mar	39	92%	75	35
April	43	95%	97	42
May	32	96%	72	38
June	31	96%	69	30
July	22	90%	93	69
Aug	38	92%	82	45
Sep	26	100%	64	47
Oct	29	100%	67	36
Nov	24	91%	104	63
Dec	21	100%	81	39

386 0.9

Time to Disposition - 9 Month Time Standard

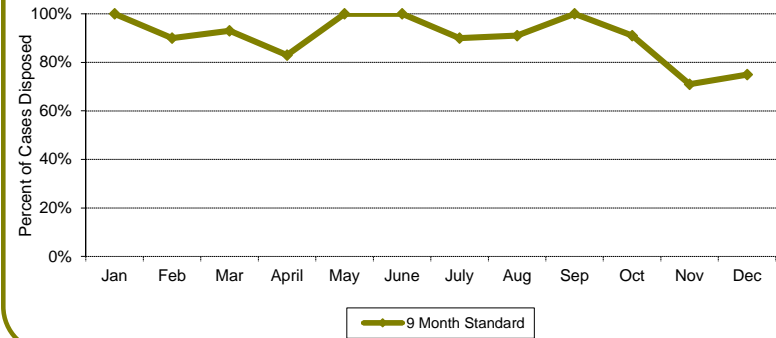


F - Visitation Enforcement or Modification

Month	Percentage of Cases Disposed		Number of Days	
	Cases	< 9 Months	Mean	Median
Jan	8	100%	59	50
Feb	10	90%	107	94
Mar	15	93%	128	91
April	12	83%	116	63
May	9	100%	114	69
June	13	100%	63	34
July	10	90%	125	109
Aug	12	91%	142	75
Sep	9	100%	70	23
Oct	12	91%	106	57
Nov	7	71%	143	69
Dec	8	75%	131	102

125 0.9

Time to Disposition - 9 Month Time Standard



Measure 3 Time to Disposition ALL JUDGES (01/01/2015 - 12/31/2015)



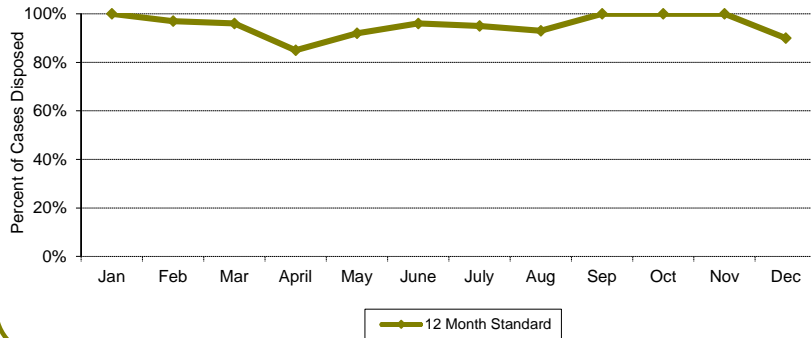
CourTools

G - Support Enforcement or Modification

Month	Percentage of Cases Disposed		Number of Days	
	Cases	< 12 Months	Mean	Median
Jan	34	100%	106	77
Feb	45	97%	135	111
Mar	59	96%	137	124
April	56	85%	234	161
May	38	92%	158	125
June	52	96%	131	99
July	40	95%	140	107
Aug	43	93%	136	89
Sep	24	100%	93	83
Oct	38	100%	129	125
Nov	41	100%	136	112
Dec	32	90%	162	112

502 1.0

Time to Disposition - 12 Month Time Standard

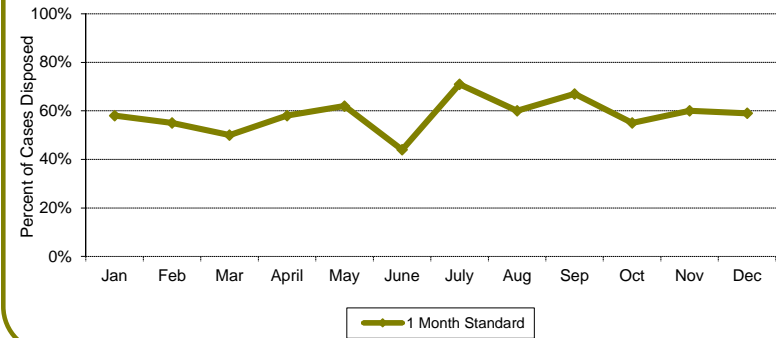


H - Domestic Violence

Month	Percentage of Cases Disposed		Number of Days	
	Cases	< 1 Month	Mean	Median
Jan	70	58%	29	15
Feb	72	55%	33	14
Mar	54	50%	41	18
April	70	58%	34	15
May	43	62%	30	18
June	58	44%	47	19
July	67	71%	27	15
Aug	55	60%	44	15
Sep	68	67%	37	16
Oct	54	55%	37	18
Nov	45	60%	28	15
Dec	54	59%	53	16

710 0.6

Time to Disposition - 1 Month Time Standard



Measure 3 Time to Disposition ALL JUDGES (01/01/2015 - 12/31/2015)



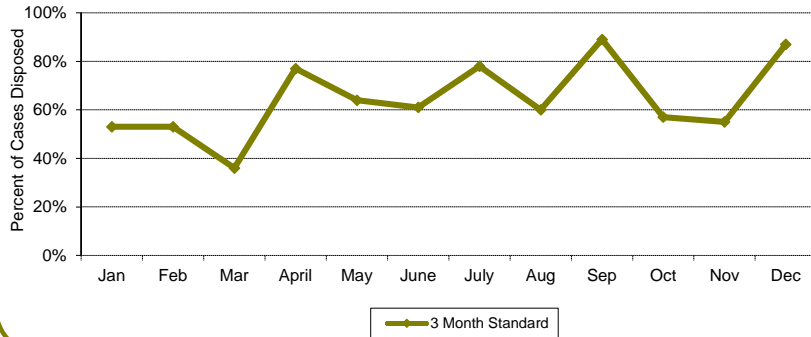
CourTools

I - URESA

Month	Percentage of Cases Disposed		Number of Days	
	Cases	< 3 Months	Mean	Median
Jan	26	53%	59	51
Feb	15	53%	93	51
Mar	11	36%	88	75
April	9	77%	66	55
May	17	64%	73	49
June	13	61%	127	70
July	14	78%	68	61
Aug	15	60%	84	74
Sep	19	89%	61	43
Oct	7	57%	73	54
Nov	9	55%	82	76
Dec	8	87%	63	44

163 0.6

Time to Disposition - 3 Month Time Standard

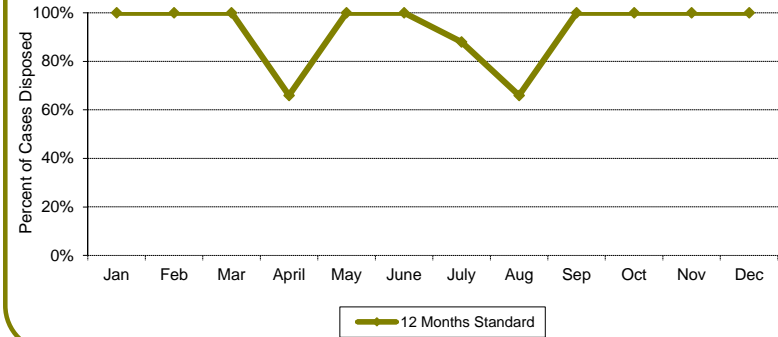


J - Parentage

Month	Percentage of Cases Disposed		Number of Days	
	Cases	< 12 Months	Mean	Median
Jan	5	100%	296	286
Feb	4	100%	243	230
Mar	6	100%	108	123
April	3	66%	295	167
May	3	100%	177	45
June	3	100%	231	190
July	9	88%	231	200
Aug	3	66%	277	150
Sep	4	100%	179	176
Oct	1	100%	245	245
Nov	4	100%	197	152
Dec	5	100%	180	139

50 0.9

Time to Disposition - 12 Month Time Standard



Measure 3 Time to Disposition ALL JUDGES (01/01/2015 - 12/31/2015)



CourTools

K - All Others

Month	Percentage of Cases Disposed		Number of Days	
	Cases	< 6 Months	Mean	Median
Jan	8	87%	151	153
Feb	10	70%	165	145
Mar	10	60%	170	153
April	14	50%	271	173
May	1	100%	14	14
June	5	80%	138	115
July	6	83%	67	59
Aug	7	57%	172	119
Sep	6	83%	116	39
Oct	6	83%	157	157
Nov	2	100%	147	146
Dec	4	50%	243	196
<b>Total</b>	<b>79</b>	<b>0.8</b>		

Type	# Cases
A	1133
B	1415
C	460
D	746
E	386
F	125
G	502
H	710
I	163
J	50
K	79
<b>TOTAL:</b>	<b>5769</b>

Time to Disposition - 6 Month Time Standard

