

Measure 3 Time to Disposition ALL JUDGES (01/01/2010 - 12/31/2010)

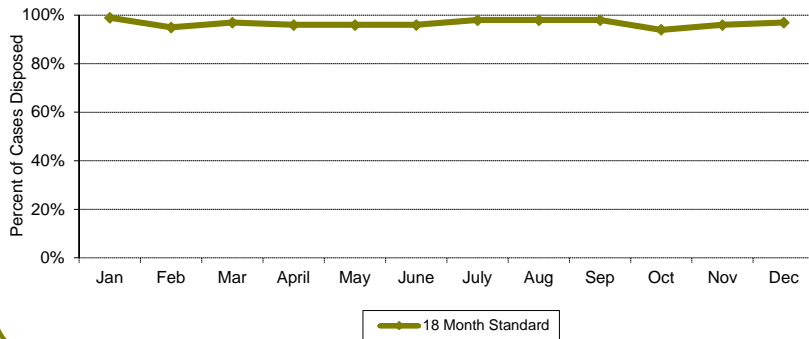


CourTools

A - Marriage Termination With Children

Month	Percentage of Cases Disposed		Number of Days	
	Cases	< 18 Months	Mean	Median
Jan	118	99%	146	129
Feb	112	95%	148	100
Mar	130	97%	144	94
April	140	96%	135	106
May	125	96%	148	106
June	158	96%	145	113
July	153	98%	169	140
Aug	139	98%	171	129
Sep	135	98%	159	118
Oct	116	94%	185	136
Nov	116	96%	168	139
Dec	134	97%	201	160
	1576	1.0		

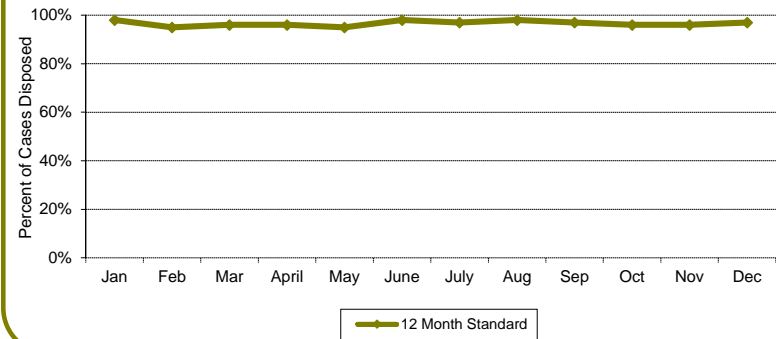
Time to Disposition - 18 Months Time Standard



B - Marriage Termination without Children

Month	Percentage of Cases Disposed		Number of Days	
	Cases	< 12 Months	Mean	Median
Jan	135	98%	105	72
Feb	116	95%	115	80
Mar	152	96%	112	84
April	161	96%	104	72
May	140	95%	121	89
June	187	98%	107	85
July	187	97%	115	87
Aug	171	98%	103	78
Sep	159	97%	113	75
Oct	156	96%	116	84
Nov	153	96%	120	84
Dec	155	97%	124	90
	1872	1.0		

Time to Disposition - 12 Months Time Standard



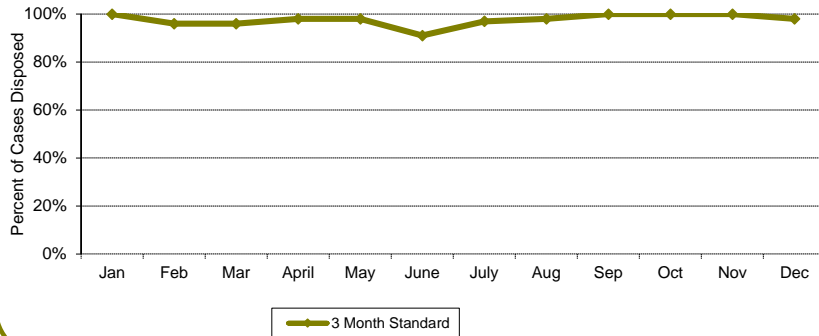
Measure 3 Time to Disposition ALL JUDGES (01/01/2010 - 12/31/2010)



C - Marriage Dissolutions with Children

Month	Percentage of Cases Disposed		Number of Days	
	Cases	< 3 Months	Mean	Median
Jan	43	100%	43	43
Feb	27	96%	41	36
Mar	65	96%	41	40
April	67	98%	47	41
May	57	98%	48	43
June	57	91%	49	41
July	46	97%	45	37
Aug	60	98%	51	42
Sep	49	100%	45	41
Oct	46	100%	45	40
Nov	45	100%	44	41
Dec	56	98%	41	40
	618	1.0		

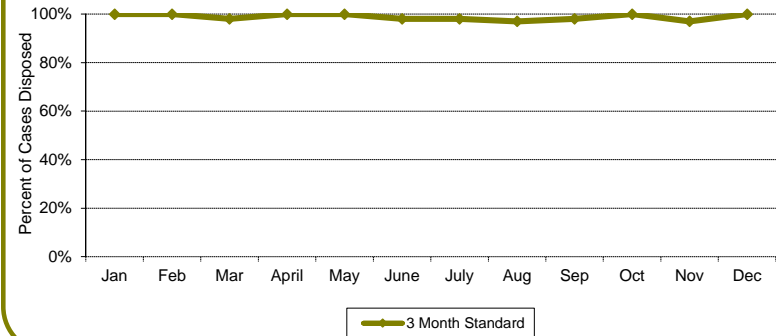
Time to Disposition - 3 Month Time Standard



D - Marriage Dissolutions without Children

Month	Percentage of Cases Disposed		Number of Days	
	Cases	< 3 Months	Mean	Median
Jan	69	100%	46	43
Feb	63	100%	43	35
Mar	85	98%	42	40
April	94	100%	41	39
May	77	100%	43	41
June	92	98%	42	38
July	72	98%	47	40
Aug	87	97%	38	36
Sep	78	98%	37	36
Oct	64	100%	41	36
Nov	82	97%	42	39
Dec	82	100%	43	40
	945	1.0		

Time to Disposition - 3 Month Time Standard



Measure 3 Time to Disposition ALL JUDGES (01/01/2010 - 12/31/2010)



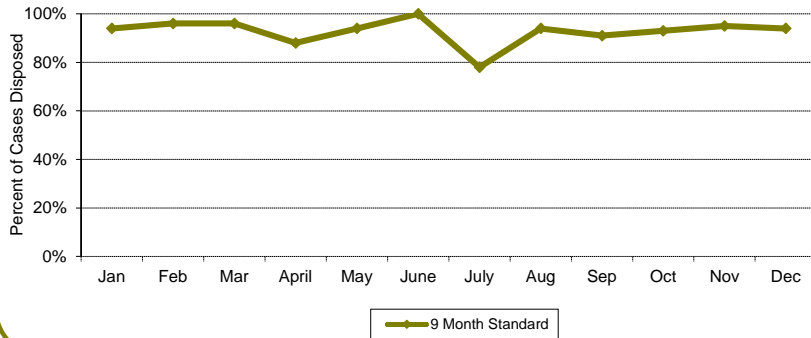
CourTools

E - Change of Custody

Month	Percentage of Cases Disposed		Number of Days	
	Cases	< 9 Months	Mean	Median
Jan	37	94%	86	51
Feb	33	96%	82	35
Mar	51	96%	84	49
April	45	88%	113	72
May	38	94%	92	67
June	31	100%	71	41
July	37	78%	133	79
Aug	74	94%	84	43
Sep	61	91%	90	41
Oct	45	93%	100	59
Nov	64	95%	89	57
Dec	37	94%	100	70

553 0.9

Time to Disposition - 9 Month Time Standard

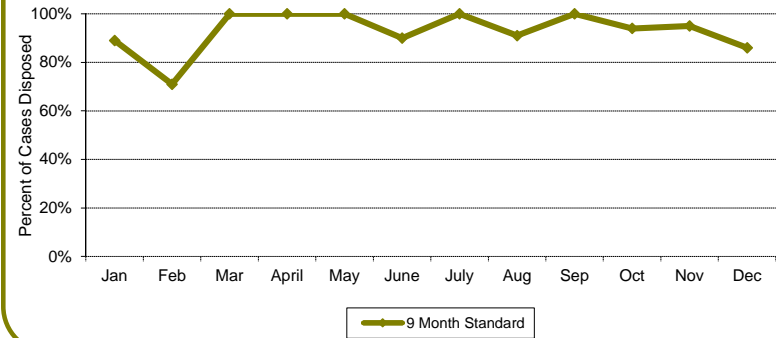


F - Visitation Enforcement or Modification

Month	Percentage of Cases Disposed		Number of Days	
	Cases	< 9 Months	Mean	Median
Jan	19	89%	113	50
Feb	7	71%	168	118
Mar	20	100%	81	75
April	10	100%	116	84
May	19	100%	100	78
June	11	90%	156	127
July	13	100%	122	114
Aug	24	91%	110	67
Sep	17	100%	77	63
Oct	17	94%	105	72
Nov	21	95%	111	61
Dec	23	86%	119	72

201 0.9

Time to Disposition - 9 Month Time Standard



Measure 3 Time to Disposition ALL JUDGES (01/01/2010 - 12/31/2010)



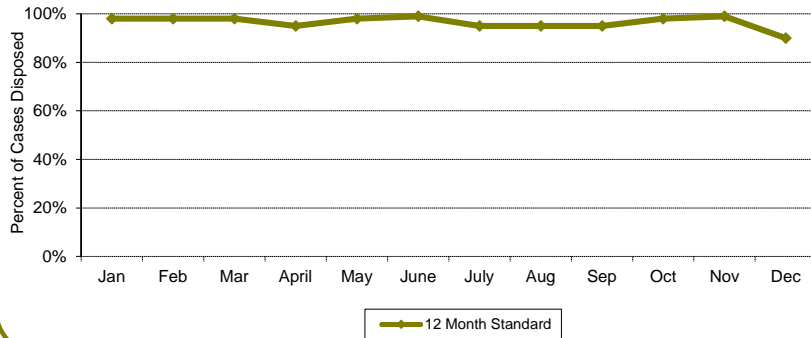
CourTools

G - Support Enforcement or Modification

Month	Percentage of Cases Disposed		Number of Days	
	Cases	< 12 Months	Mean	Median
Jan	129	98%	118	92
Feb	138	98%	95	70
Mar	143	98%	106	88
April	128	95%	108	89
May	101	98%	102	89
June	130	99%	101	90
July	122	95%	121	105
Aug	145	95%	139	108
Sep	101	95%	133	96
Oct	118	98%	134	112
Nov	105	99%	124	113
Dec	111	90%	160	122

1471 1.0

Time to Disposition - 12 Month Time Standard

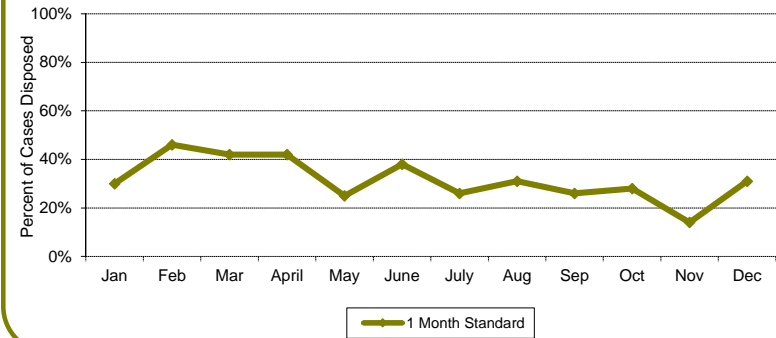


H - Domestic Violence

Month	Percentage of Cases Disposed		Number of Days	
	Cases	< 1 Month	Mean	Median
Jan	33	30%	42	24
Feb	32	46%	35	17
Mar	45	42%	35	31
April	38	42%	36	27
May	36	25%	47	28
June	50	38%	36	33
July	45	26%	52	35
Aug	60	31%	41	31
Sep	67	26%	55	37
Oct	57	28%	39	34
Nov	50	14%	48	42
Dec	57	31%	36	29

570 0.3

Time to Disposition - 1 Month Time Standard



Measure 3 Time to Disposition ALL JUDGES (01/01/2010 - 12/31/2010)



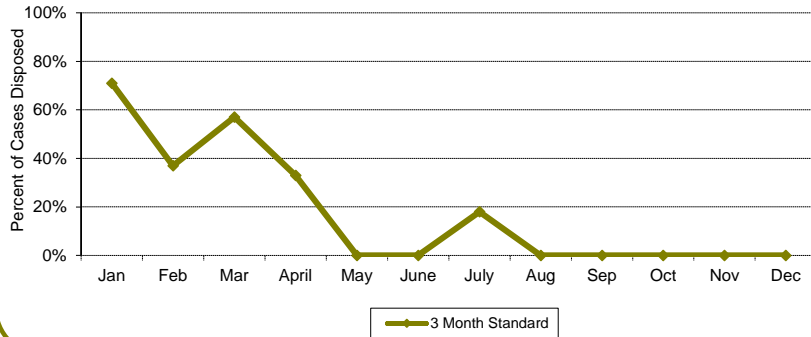
CourTools

I - URESA

Month	Percentage of Cases Disposed		Number of Days	
	Cases	< 3 Months	Mean	Median
Jan	35	71%	74	57
Feb	27	37%	129	133
Mar	7	57%	66	40
April	6	33%	107	107
May	1	0%	139	139
June	1	0%	202	202
July	86	18%	168	175
Aug	0	0%		
Sep	0	0%		
Oct	0	0%		
Nov	0	0%		
Dec	0	0%		

163 0.2

Time to Disposition - 3 Month Time Standard

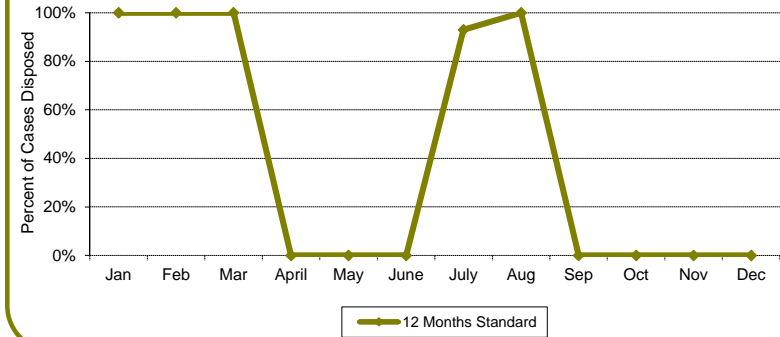


J - Parentage

Month	Percentage of Cases Disposed		Number of Days	
	Cases	< 12 Months	Mean	Median
Jan	4	100%	129	118
Feb	7	100%	171	129
Mar	5	100%	126	111
April	0	0%		
May	1	0%	453	453
June	0	0%		
July	46	93%	206	204
Aug	1	100%	14	14
Sep	0	0%		
Oct	0	0%		
Nov	0	0%		
Dec	0	0%		

64 0.4

Time to Disposition - 12 Month Time Standard



Measure 3 Time to Disposition ALL JUDGES (01/01/2010 - 12/31/2010)



CourTools

K - All Others

Month	Percentage of Cases Disposed		Number of Days	
	Cases	< 6 Months	Mean	Median
Jan	0	0%		
Feb	1	100%	91	91
Mar	2	100%	67	66
April	1	100%	119	119
May	3	66%	120	48
June	0	0%		
July	1	0%	10	10
Aug	2	50%	178	178
Sep	4	75%	111	87
Oct	3	66%	154	82
Nov	2	100%	37	36
Dec	1	0%	272	272
Total	20	0.5		

Type	# Cases
A	1576
B	1872
C	618
D	945
E	553
F	201
G	1471
H	570
I	163
J	64
K	20
TOTAL:	8053

Time to Disposition - 6 Month Time Standard

