

Measure 3 Time to Disposition ALL JUDGES (01/01/2011 - 12/31/2011)

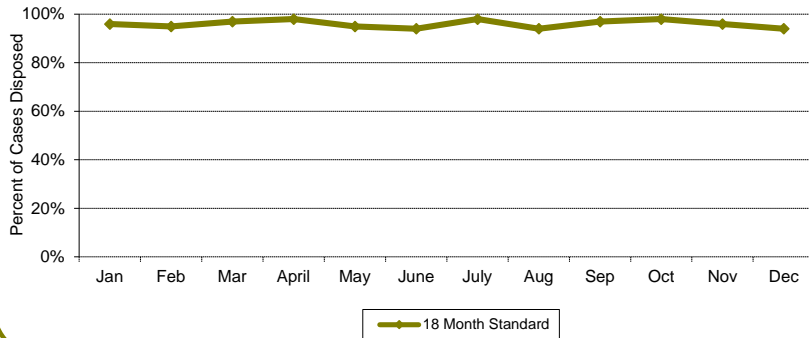


CourTools

A - Marriage Termination With Children

Month	Percentage of Cases Disposed		Number of Days	
	Cases	< 18 Months	Mean	Median
Jan	139	96%	149	112
Feb	137	95%	181	122
Mar	181	97%	161	106
April	123	98%	146	108
May	138	95%	169	118
June	154	94%	169	109
July	132	98%	165	118
Aug	137	94%	178	137
Sep	136	97%	143	107
Oct	117	98%	171	134
Nov	108	96%	154	125
Dec	139	94%	173	117
	1641	1.0		

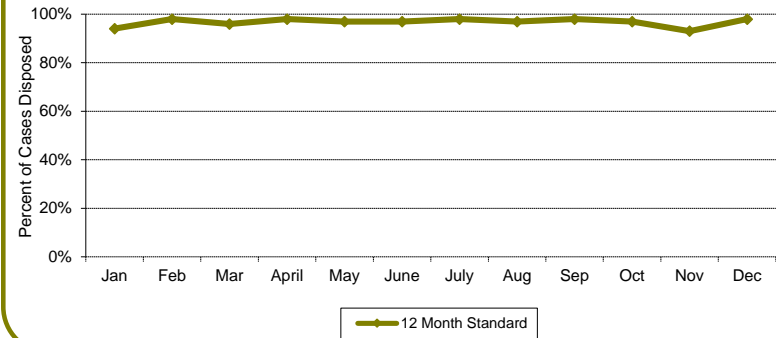
Time to Disposition - 18 Months Time Standard



B - Marriage Termination without Children

Month	Percentage of Cases Disposed		Number of Days	
	Cases	< 12 Months	Mean	Median
Jan	138	94%	133	94
Feb	114	98%	120	97
Mar	157	96%	133	102
April	146	98%	108	76
May	161	97%	124	80
June	177	97%	114	85
July	178	98%	115	97
Aug	173	97%	112	82
Sep	153	98%	113	73
Oct	140	97%	125	98
Nov	149	93%	142	103
Dec	143	98%	111	73
	1829	1.0		

Time to Disposition - 12 Months Time Standard



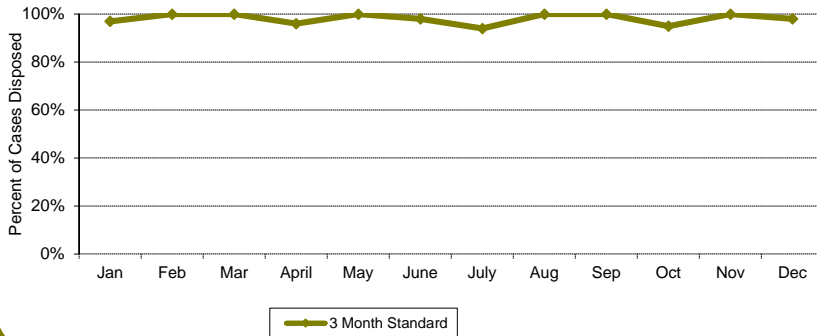
Measure 3 Time to Disposition ALL JUDGES (01/01/2011 - 12/31/2011)



C - Marriage Dissolutions with Children

Month	Percentage of Cases Disposed		Number of Days	
	Cases	< 3 Months	Mean	Median
Jan	43	97%	53	52
Feb	39	100%	39	36
Mar	55	100%	42	38
April	59	96%	43	38
May	68	100%	45	40
June	81	98%	47	44
July	56	94%	48	42
Aug	60	100%	45	41
Sep	55	100%	46	43
Oct	49	95%	47	43
Nov	49	100%	47	41
Dec	55	98%	44	40
	669	1.0		

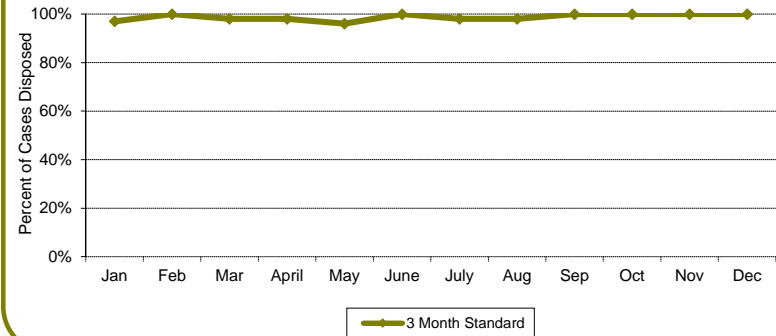
Time to Disposition - 3 Month Time Standard



D - Marriage Dissolutions without Children

Month	Percentage of Cases Disposed		Number of Days	
	Cases	< 3 Months	Mean	Median
Jan	69	97%	51	48
Feb	69	100%	44	42
Mar	81	98%	39	37
April	76	98%	41	38
May	75	96%	41	38
June	89	100%	42	41
July	83	98%	43	40
Aug	78	98%	43	39
Sep	71	100%	42	41
Oct	61	100%	43	40
Nov	65	100%	40	36
Dec	86	100%	41	40
	903	1.0		

Time to Disposition - 3 Month Time Standard



Measure 3 Time to Disposition ALL JUDGES (01/01/2011 - 12/31/2011)



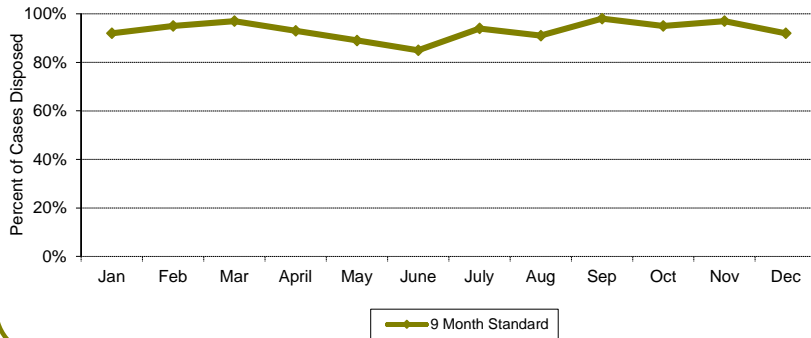
CourTools

E - Change of Custody

Month	Percentage of Cases Disposed		Number of Days	
	Cases	< 9 Months	Mean	Median
Jan	51	92%	112	69
Feb	45	95%	82	25
Mar	44	97%	79	30
April	33	93%	86	33
May	47	89%	83	28
June	40	85%	110	70
July	35	94%	81	47
Aug	46	91%	76	35
Sep	70	98%	48	30
Oct	49	95%	100	66
Nov	46	97%	72	48
Dec	40	92%	103	83

546 0.9

Time to Disposition - 9 Month Time Standard

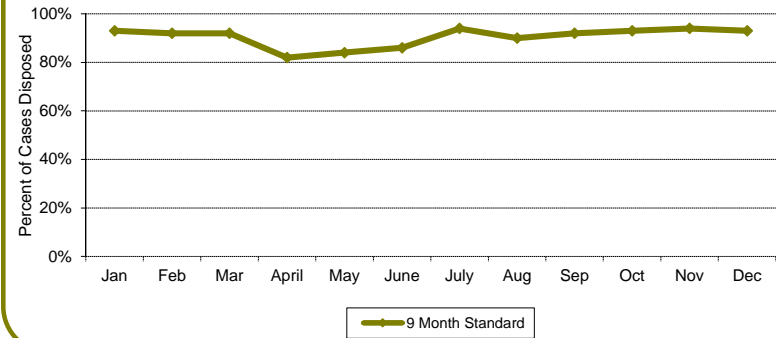


F - Visitation Enforcement or Modification

Month	Percentage of Cases Disposed		Number of Days	
	Cases	< 9 Months	Mean	Median
Jan	16	93%	120	117
Feb	14	92%	130	93
Mar	13	92%	118	43
April	17	82%	127	56
May	13	84%	99	25
June	15	86%	144	82
July	17	94%	130	84
Aug	10	90%	109	73
Sep	13	92%	134	106
Oct	15	93%	114	90
Nov	19	94%	87	58
Dec	16	93%	124	113

178 0.9

Time to Disposition - 9 Month Time Standard



Measure 3 Time to Disposition ALL JUDGES (01/01/2011 - 12/31/2011)



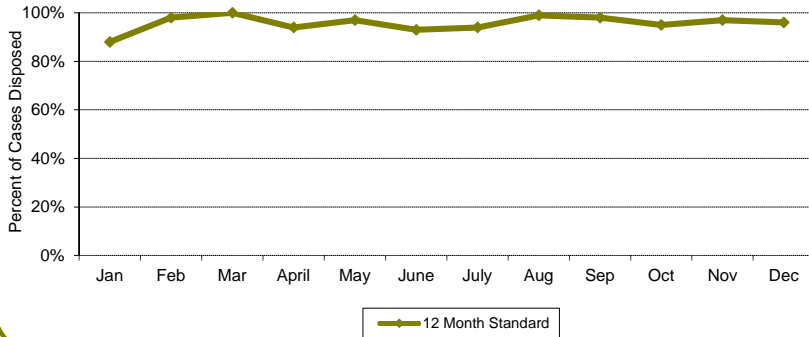
CourTools

G - Support Enforcement or Modification

Month	Percentage of Cases Disposed		Number of Days	
	Cases	< 12 Months	Mean	Median
Jan	143	88%	148	95
Feb	99	98%	122	105
Mar	105	100%	115	90
April	79	94%	117	86
May	96	97%	123	98
June	106	93%	138	107
July	97	94%	128	105
Aug	101	99%	99	97
Sep	119	98%	139	118
Oct	112	95%	129	101
Nov	92	97%	139	109
Dec	86	96%	124	101

1235 1.0

Time to Disposition - 12 Month Time Standard

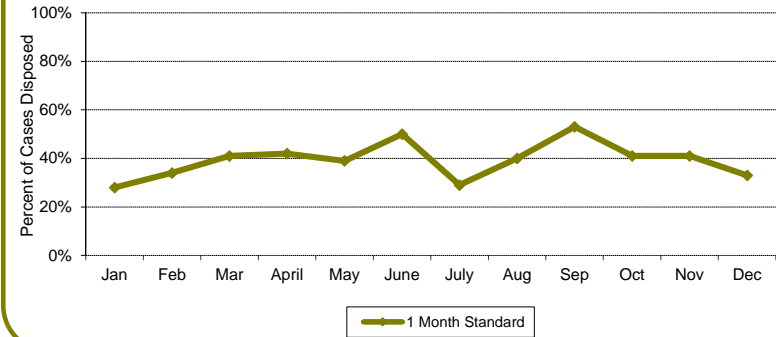


H - Domestic Violence

Month	Percentage of Cases Disposed		Number of Days	
	Cases	< 1 Month	Mean	Median
Jan	59	28%	34	30
Feb	44	34%	30	18
Mar	56	41%	26	17
April	49	42%	37	20
May	71	39%	28	20
June	54	50%	25	19
July	51	29%	30	20
Aug	61	40%	34	21
Sep	66	53%	24	17
Oct	51	41%	25	22
Nov	63	41%	23	18
Dec	65	33%	37	24

690 0.4

Time to Disposition - 1 Month Time Standard



Measure 3 Time to Disposition ALL JUDGES (01/01/2011 - 12/31/2011)



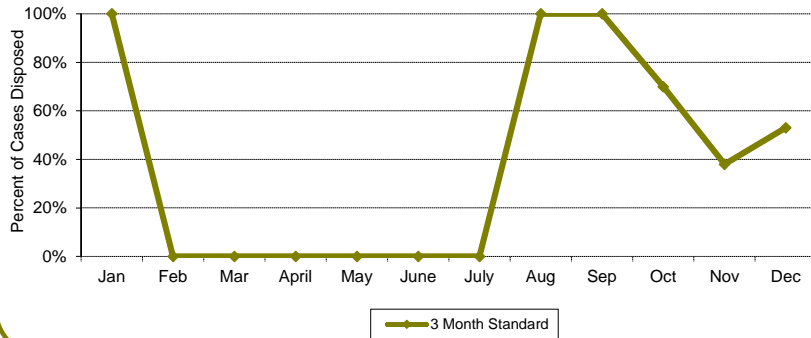
CourTools

I - URESA

Month	Percentage of Cases Disposed		Number of Days	
	Cases	< 3 Months	Mean	Median
Jan	1	100%	20	20
Feb	0	0%		
Mar	0	0%		
April	1	0%	0	0
May	0	0%		
June	0	0%		
July	0	0%		
Aug	6	100%	33	34
Sep	8	100%	36	36
Oct	10	70%	79	77
Nov	21	38%	97	104
Dec	13	53%	87	62

60 0.4

Time to Disposition - 3 Month Time Standard

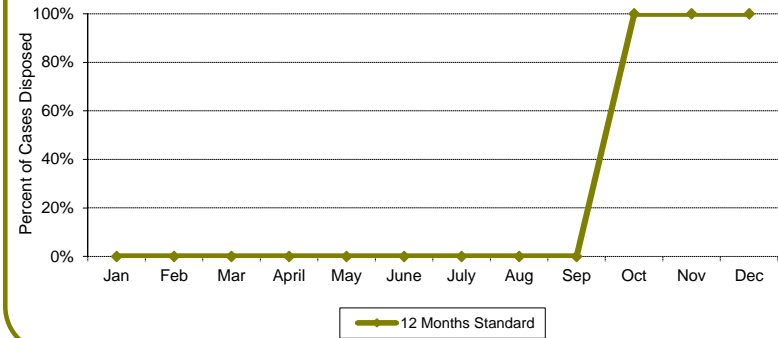


J - Parentage

Month	Percentage of Cases Disposed		Number of Days	
	Cases	< 12 Months	Mean	Median
Jan	0	0%		
Feb	0	0%		
Mar	0	0%		
April	0	0%		
May	0	0%		
June	0	0%		
July	0	0%		
Aug	0	0%		
Sep	0	0%		
Oct	1	100%	67	67
Nov	1	100%	138	138
Dec	3	100%	113	37

5 0.3

Time to Disposition - 12 Month Time Standard



Measure 3 Time to Disposition ALL JUDGES (01/01/2011 - 12/31/2011)



CourTools

K - All Others

Month	Percentage of Cases Disposed		Number of Days	
	Cases	< 6 Months	Mean	Median
Jan	1	100%	151	151
Feb	3	66%	130	8
Mar	3	100%	64	8
April	1	100%	6	6
May	1	100%	69	69
June	3	66%	79	6
July	1	0%	14	14
Aug	5	80%	52	7
Sep	3	100%	31	15
Oct	3	100%	35	14
Nov	2	50%	218	217
Dec	0	0%		
	26	0.7		

Type	# Cases
A	1641
B	1829
C	669
D	903
E	546
F	178
G	1235
H	690
I	60
J	5
K	26
TOTAL:	7782

Time to Disposition - 6 Month Time Standard

