

Measure 3 Time to Disposition ALL JUDGES (01/01/2009 - 12/31/2009)

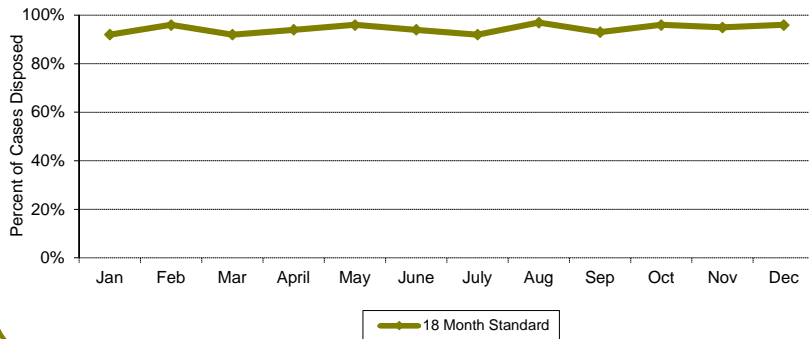


CourTools

A - Marriage Termination With Children

Month	Percentage of Cases Disposed		Number of Days	
	Cases	< 18 Months	Mean	Median
Jan	75	92%	150	99
Feb	81	96%	152	68
Mar	90	92%	140	85
April	108	94%	131	77
May	101	96%	124	78
June	123	94%	142	86
July	138	92%	131	99
Aug	94	97%	140	132
Sep	136	93%	133	125
Oct	123	96%	155	122
Nov	74	95%	153	136
Dec	118	96%	156	113
	1261	0.9		

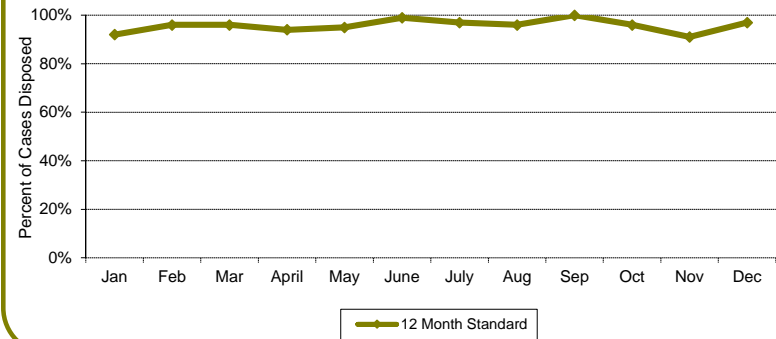
Time to Disposition - 18 Months Time Standard



B - Marriage Termination without Children

Month	Percentage of Cases Disposed		Number of Days	
	Cases	< 12 Months	Mean	Median
Jan	80	92%	98	71
Feb	94	96%	101	56
Mar	105	96%	110	72
April	147	94%	71	46
May	127	95%	86	53
June	130	99%	85	72
July	138	97%	99	86
Aug	125	96%	108	86
Sep	139	100%	97	76
Oct	100	96%	117	91
Nov	92	91%	111	82
Dec	131	97%	113	78
	1408	1.0		

Time to Disposition - 12 Months Time Standard



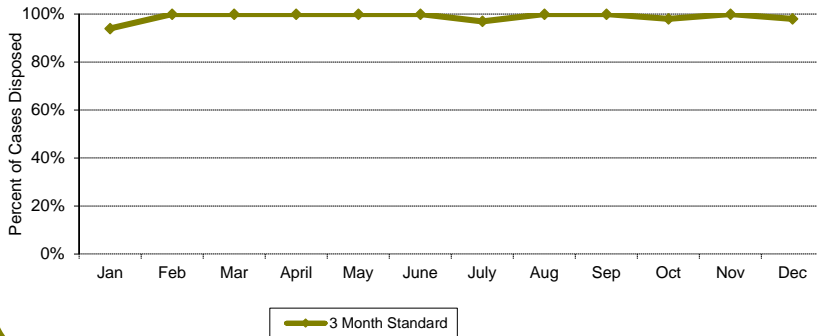
Measure 3 Time to Disposition ALL JUDGES (01/01/2009 - 12/31/2009)



C - Marriage Dissolutions with Children

Month	Percentage of Cases Disposed		Number of Days	
	Cases	< 3 Months	Mean	Median
Jan	18	94%	43	33
Feb	33	100%	44	40
Mar	38	100%	42	41
April	59	100%	36	35
May	45	100%	43	37
June	39	100%	48	41
July	46	97%	43	39
Aug	46	100%	48	44
Sep	45	100%	41	41
Oct	51	98%	47	41
Nov	36	100%	50	49
Dec	64	98%	45	41
	520	1.0		

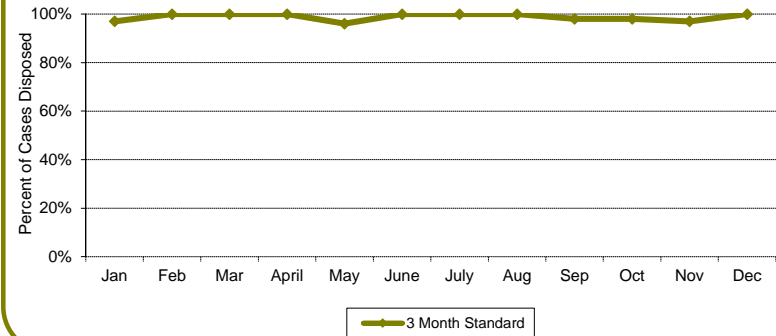
Time to Disposition - 3 Month Time Standard



D - Marriage Dissolutions without Children

Month	Percentage of Cases Disposed		Number of Days	
	Cases	< 3 Months	Mean	Median
Jan	44	97%	36	34
Feb	36	100%	39	36
Mar	51	100%	42	41
April	67	100%	36	36
May	59	96%	43	39
June	71	100%	42	38
July	55	100%	39	35
Aug	44	100%	44	40
Sep	58	98%	43	40
Oct	74	98%	43	38
Nov	47	97%	43	41
Dec	62	100%	38	38
	668	1.0		

Time to Disposition - 3 Month Time Standard



Measure 3 Time to Disposition ALL JUDGES (01/01/2009 - 12/31/2009)



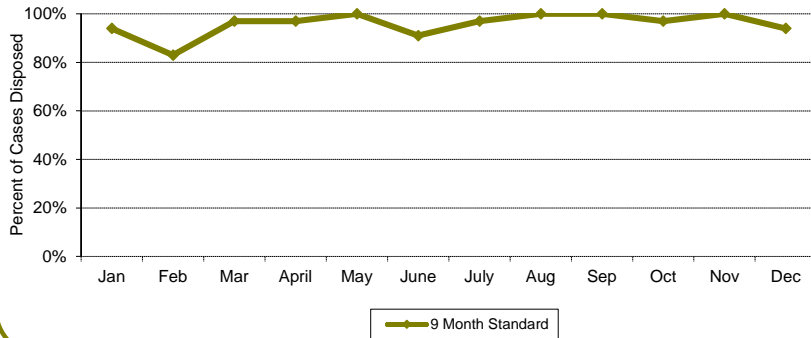
CourTools

E - Change of Custody

Month	Percentage of Cases Disposed		Number of Days	
	Cases	< 9 Months	Mean	Median
Jan	35	94%	105	47
Feb	24	83%	183	190
Mar	35	97%	96	76
April	43	97%	74	29
May	35	100%	77	51
June	46	91%	117	86
July	105	97%	102	101
Aug	50	100%	64	16
Sep	48	100%	73	44
Oct	40	97%	103	63
Nov	32	100%	96	78
Dec	34	94%	95	54

527 1.0

Time to Disposition - 9 Month Time Standard

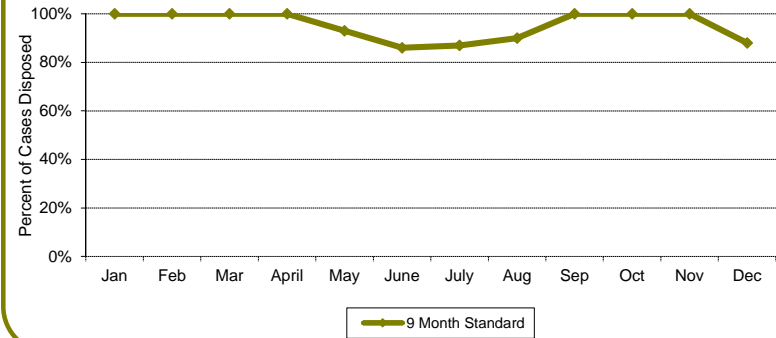


F - Visitation Enforcement or Modification

Month	Percentage of Cases Disposed		Number of Days	
	Cases	< 9 Months	Mean	Median
Jan	6	100%	78	70
Feb	8	100%	108	68
Mar	5	100%	119	76
April	15	100%	101	70
May	16	93%	103	64
June	23	86%	131	83
July	41	87%	122	85
Aug	11	90%	115	109
Sep	11	100%	92	58
Oct	14	100%	127	120
Nov	6	100%	99	97
Dec	17	88%	117	91

173 1.0

Time to Disposition - 9 Month Time Standard



Measure 3 Time to Disposition ALL JUDGES (01/01/2009 - 12/31/2009)



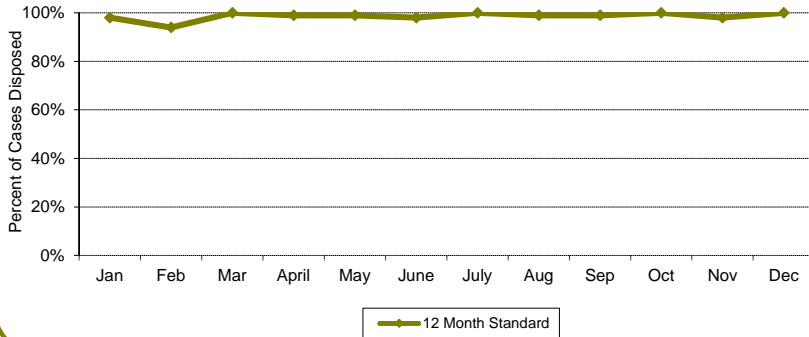
CourTools

G - Support Enforcement or Modification

Month	Percentage of Cases Disposed		Number of Days	
	Cases	< 12 Months	Mean	Median
Jan	97	98%	90	66
Feb	101	94%	135	100
Mar	101	100%	95	74
April	125	99%	90	69
May	119	99%	84	69
June	129	98%	100	78
July	185	100%	103	96
Aug	139	99%	108	100
Sep	109	99%	125	114
Oct	103	100%	127	119
Nov	69	98%	117	95
Dec	98	100%	121	96

1375 1.0

Time to Disposition - 12 Month Time Standard

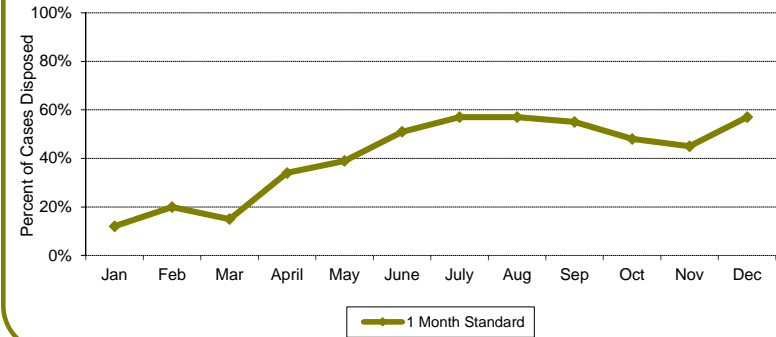


H - Domestic Violence

Month	Percentage of Cases Disposed		Number of Days	
	Cases	< 1 Month	Mean	Median
Jan	16	12%	54	34
Feb	20	20%	33	33
Mar	20	15%	49	42
April	35	34%	44	19
May	28	39%	35	34
June	33	51%	33	21
July	40	57%	35	20
Aug	28	57%	27	19
Sep	40	55%	31	25
Oct	27	48%	33	20
Nov	20	45%	33	32
Dec	38	57%	30	17

345 0.4

Time to Disposition - 1 Month Time Standard



Measure 3 Time to Disposition ALL JUDGES (01/01/2009 - 12/31/2009)



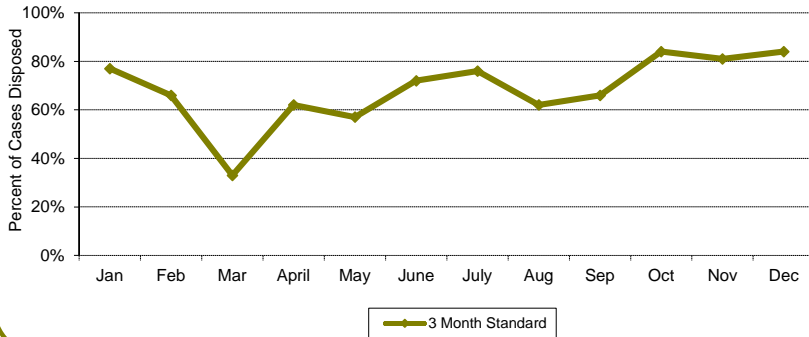
CourTools

I - URESA

Month	Percentage of Cases Disposed		Number of Days	
	Cases	< 3 Months	Mean	Median
Jan	18	77%	57	53
Feb	12	66%	57	49
Mar	15	33%	96	76
April	16	62%	58	54
May	14	57%	78	67
June	36	72%	66	63
July	17	76%	85	63
Aug	29	62%	81	66
Sep	24	66%	80	66
Oct	26	84%	69	47
Nov	16	81%	82	63
Dec	19	84%	80	64

242 0.7

Time to Disposition - 3 Month Time Standard

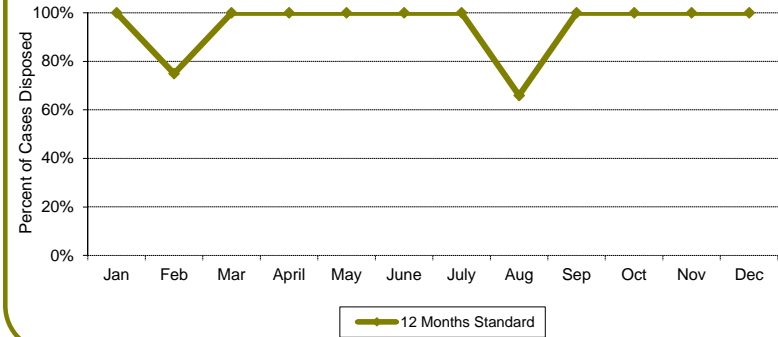


J - Parentage

Month	Percentage of Cases Disposed		Number of Days	
	Cases	< 12 Months	Mean	Median
Jan	5	100%	72	13
Feb	8	75%	163	141
Mar	10	100%	176	158
April	8	100%	68	62
May	7	100%	84	58
June	10	100%	134	110
July	7	100%	116	107
Aug	3	66%	289	174
Sep	7	100%	128	117
Oct	11	100%	120	123
Nov	7	100%	126	90
Dec	10	100%	139	119

93 1.0

Time to Disposition - 12 Month Time Standard



Measure 3 Time to Disposition ALL JUDGES (01/01/2009 - 12/31/2009)



CourTools

K - All Others

Month	Percentage of Cases Disposed		Number of Days	
	Cases	< 6 Months	Mean	Median
Jan	2	100%	45	44
Feb	0	0%		
Mar	3	100%	101	33
April	2	100%	54	53
May	3	100%	56	6
June	1	0%	61	61
July	2	100%	33	32
Aug	0	0%		
Sep	2	100%	28	27
Oct	2	100%	54	53
Nov	0	0%		
Dec	1	100%	69	69
Total	18	0.7		

Type	# Cases
A	1261
B	1408
C	520
D	668
E	527
F	173
G	1375
H	345
I	242
J	93
K	18
TOTAL:	6630

Time to Disposition - 6 Month Time Standard

