

Measure 3 Time to Disposition ALL JUDGES (01/01/2014 - 12/31/2014)

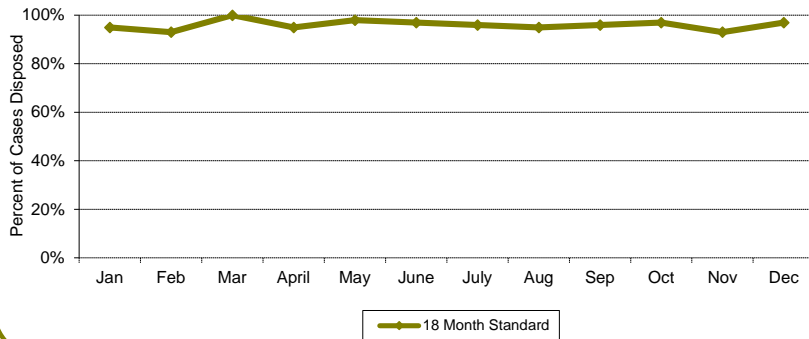


CourTools

A - Marriage Termination With Children

Month	Percentage of Cases Disposed		Number of Days	
	Cases	< 18 Months	Mean	Median
Jan	99	95%	175	143
Feb	101	93%	192	137
Mar	91	100%	168	130
April	94	95%	178	154
May	97	98%	150	103
June	115	97%	167	110
July	97	96%	146	106
Aug	100	95%	153	102
Sep	109	96%	168	112
Oct	96	97%	135	91
Nov	80	93%	166	123
Dec	96	97%	164	131
	1175	1.0		

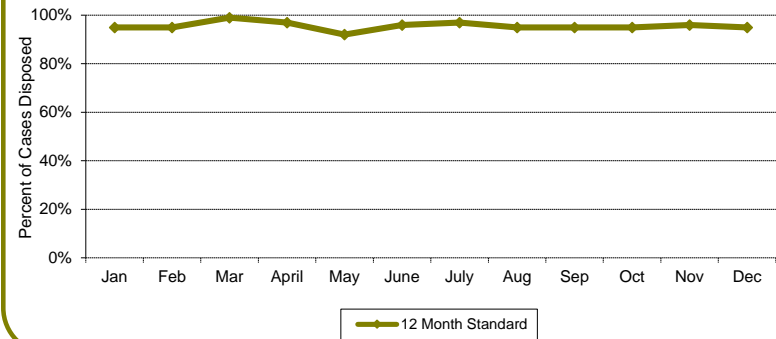
Time to Disposition - 18 Months Time Standard



B - Marriage Termination without Children

Month	Percentage of Cases Disposed		Number of Days	
	Cases	< 12 Months	Mean	Median
Jan	122	95%	129	96
Feb	120	95%	138	104
Mar	124	99%	116	94
April	105	97%	116	75
May	164	92%	142	91
June	160	96%	123	90
July	98	97%	115	88
Aug	120	95%	116	90
Sep	121	95%	117	76
Oct	108	95%	120	73
Nov	89	96%	107	77
Dec	123	95%	118	84
	1454	1.0		

Time to Disposition - 12 Months Time Standard



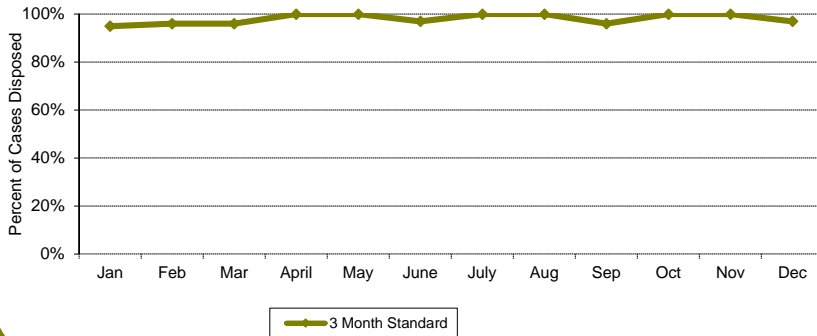
Measure 3 Time to Disposition ALL JUDGES (01/01/2014 - 12/31/2014)



C - Marriage Dissolutions with Children

Month	Percentage of Cases Disposed		Number of Days	
	Cases	< 3 Months	Mean	Median
Jan	44	95%	54	49
Feb	27	96%	52	47
Mar	30	96%	52	52
April	60	100%	42	42
May	38	100%	42	44
June	41	97%	46	41
July	42	100%	41	41
Aug	38	100%	40	39
Sep	52	96%	44	41
Oct	34	100%	37	39
Nov	33	100%	50	42
Dec	48	97%	50	44
	487	1.0		

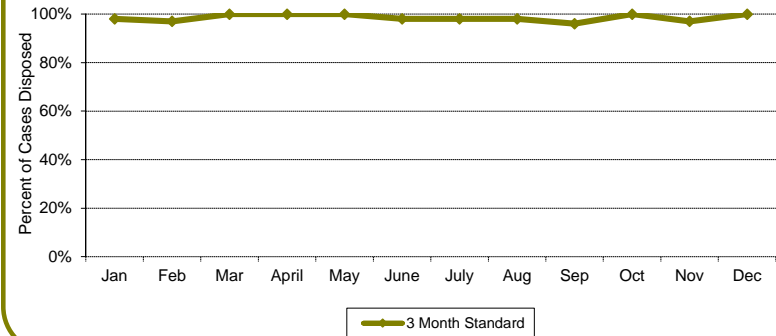
Time to Disposition - 3 Month Time Standard



D - Marriage Dissolutions without Children

Month	Percentage of Cases Disposed		Number of Days	
	Cases	< 3 Months	Mean	Median
Jan	52	98%	54	53
Feb	39	97%	47	42
Mar	66	100%	39	39
April	49	100%	40	37
May	67	100%	44	42
June	58	98%	43	40
July	60	98%	43	40
Aug	59	98%	47	43
Sep	55	96%	40	39
Oct	58	100%	40	37
Nov	48	97%	45	41
Dec	54	100%	41	40
	665	1.0		

Time to Disposition - 3 Month Time Standard



Measure 3 Time to Disposition ALL JUDGES (01/01/2014 - 12/31/2014)



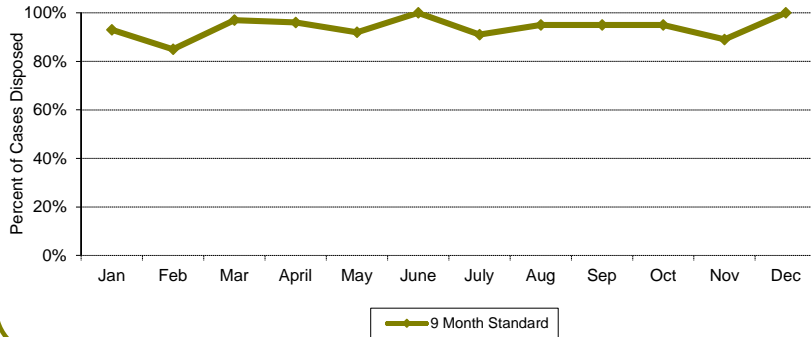
CourTools

E - Change of Custody

Month	Percentage of Cases Disposed		Number of Days	
	Cases	< 9 Months	Mean	Median
Jan	46	93%	98	72
Feb	21	85%	122	78
Mar	46	97%	109	71
April	31	96%	76	36
May	26	92%	97	50
June	28	100%	80	69
July	37	91%	91	64
Aug	46	95%	59	36
Sep	40	95%	95	55
Oct	40	95%	62	36
Nov	28	89%	125	101
Dec	23	100%	114	83

412 0.9

Time to Disposition - 9 Month Time Standard

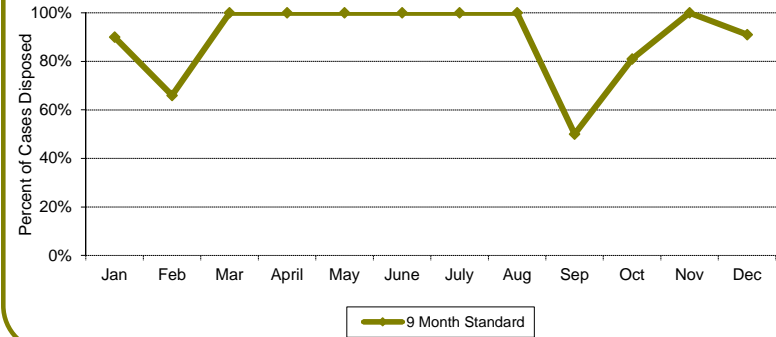


F - Visitation Enforcement or Modification

Month	Percentage of Cases Disposed		Number of Days	
	Cases	< 9 Months	Mean	Median
Jan	10	90%	126	62
Feb	9	66%	233	25
Mar	10	100%	87	73
April	8	100%	102	75
May	7	100%	60	34
June	6	100%	98	68
July	10	100%	80	62
Aug	10	100%	80	50
Sep	6	50%	267	248
Oct	11	81%	128	66
Nov	10	100%	54	47
Dec	12	91%	165	126

109 0.9

Time to Disposition - 9 Month Time Standard



Measure 3 Time to Disposition ALL JUDGES (01/01/2014 - 12/31/2014)



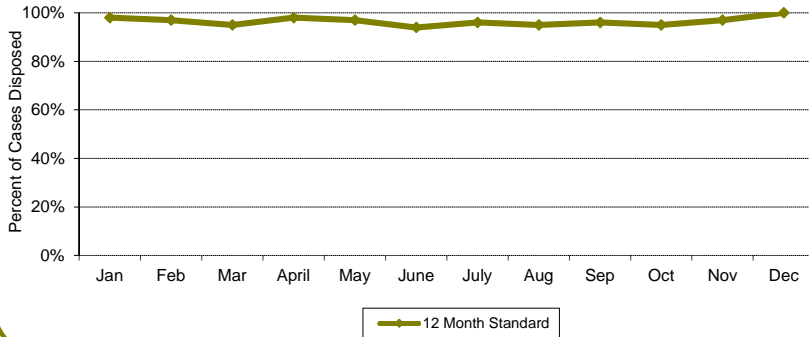
CourTools

G - Support Enforcement or Modification

Month	Percentage of Cases Disposed		Number of Days	
	Cases	< 12 Months	Mean	Median
Jan	74	98%	129	113
Feb	78	97%	160	144
Mar	82	95%	153	138
April	76	98%	153	155
May	46	97%	158	139
June	54	94%	151	145
July	53	96%	161	111
Aug	47	95%	122	88
Sep	56	96%	116	86
Oct	49	95%	130	98
Nov	36	97%	134	116
Dec	38	100%	128	111

689 1.0

Time to Disposition - 12 Month Time Standard

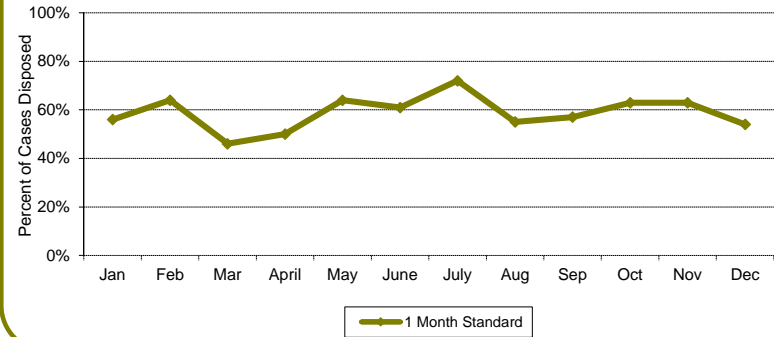


H - Domestic Violence

Month	Percentage of Cases Disposed		Number of Days	
	Cases	< 1 Month	Mean	Median
Jan	55	56%	24	17
Feb	54	64%	26	17
Mar	47	46%	35	15
April	58	50%	35	20
May	50	64%	27	14
June	65	61%	40	15
July	74	72%	22	15
Aug	81	55%	42	18
Sep	64	57%	27	15
Oct	63	63%	36	18
Nov	52	63%	29	19
Dec	51	54%	35	21

714 0.6

Time to Disposition - 1 Month Time Standard



Measure 3 Time to Disposition ALL JUDGES (01/01/2014 - 12/31/2014)



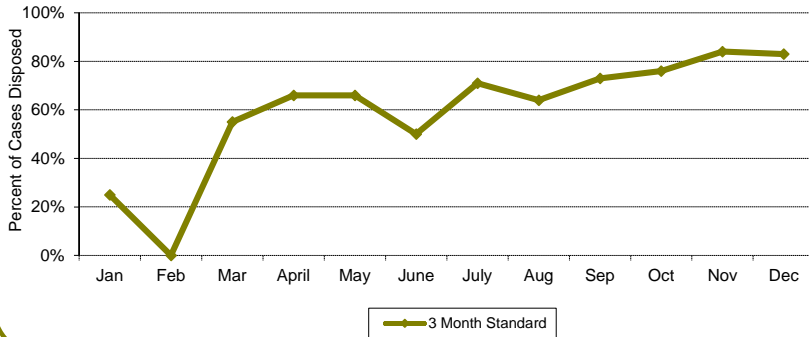
CourTools

I - URESA

Month	Percentage of Cases Disposed		Number of Days	
	Cases	< 3 Months	Mean	Median
Jan	24	25%	76	90
Feb	14	0%	93	104
Mar	9	55%	99	53
April	9	66%	73	50
May	21	66%	60	42
June	10	50%	84	73
July	7	71%	74	56
Aug	25	64%	65	59
Sep	15	73%	86	74
Oct	25	76%	62	42
Nov	13	84%	56	50
Dec	12	83%	76	73

184 0.6

Time to Disposition - 3 Month Time Standard

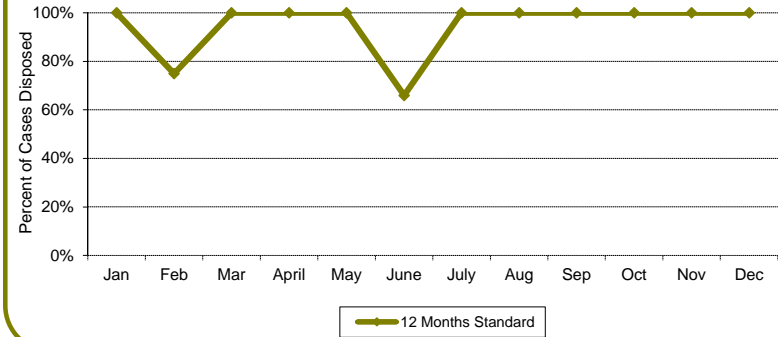


J - Parentage

Month	Percentage of Cases Disposed		Number of Days	
	Cases	< 12 Months	Mean	Median
Jan	2	100%	239	238
Feb	4	75%	224	163
Mar	10	100%	194	180
April	1	100%	244	244
May	3	100%	241	172
June	3	66%	221	71
July	3	100%	175	111
Aug	3	100%	163	20
Sep	5	100%	152	133
Oct	3	100%	198	128
Nov	3	100%	201	108
Dec	3	100%	227	143

43 1.0

Time to Disposition - 12 Month Time Standard



Measure 3 Time to Disposition ALL JUDGES (01/01/2014 - 12/31/2014)



CourTools

K - All Others

Month	Percentage of Cases Disposed		Number of Days	
	Cases	< 6 Months	Mean	Median
Jan	11	90%	91	30
Feb	9	77%	126	99
Mar	9	66%	102	48
April	9	55%	221	147
May	6	100%	79	61
June	7	57%	188	131
July	6	83%	131	126
Aug	15	86%	121	96
Sep	11	72%	120	71
Oct	10	60%	195	146
Nov	3	66%	177	47
Dec	7	85%	142	110
Total	103	0.7		

Type	# Cases
A	1175
B	1454
C	487
D	665
E	412
F	109
G	689
H	714
I	184
J	43
K	103
TOTAL:	6035

Time to Disposition - 6 Month Time Standard

