

Measure 3 Time to Disposition ALL JUDGES (01/01/2018 - 12/31/2018)

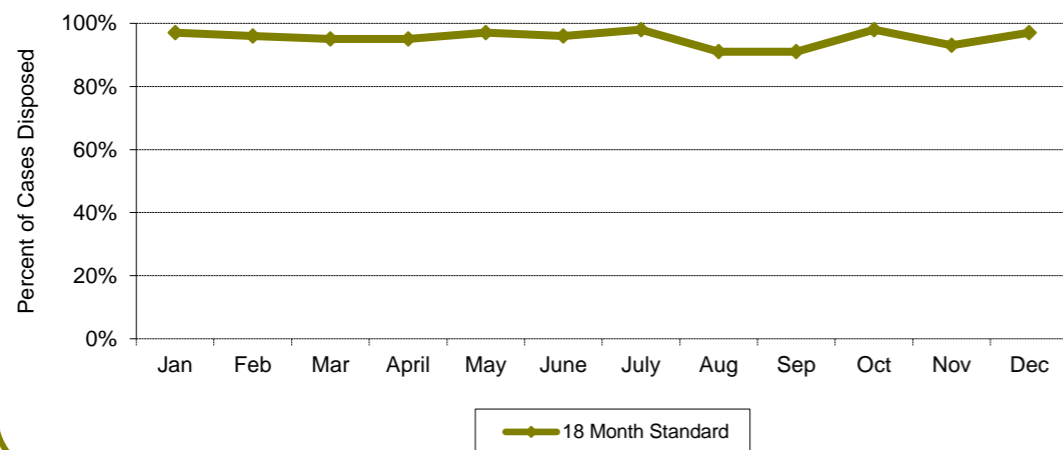


CourTools

A - Marriage Termination With Children

Month	Percentage of Cases Disposed		Number of Days	
	Cases	< 18 Months	Mean	Median
Jan	68	97%	160	106
Feb	75	96%	183	154
Mar	72	95%	139	105
April	63	95%	179	152
May	80	97%	157	94
June	65	96%	152	92
July	59	98%	147	99
Aug	69	91%	166	121
Sep	48	91%	200	123
Oct	69	98%	154	123
Nov	44	93%	210	142
Dec	71	97%	175	125
	<b>783</b>	<b>1.0</b>		

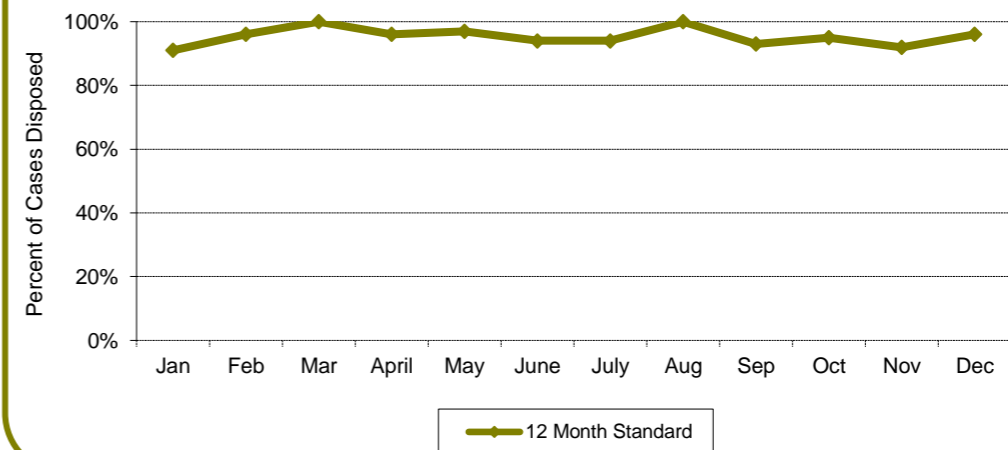
Time to Disposition - 18 Months Time Standard



B - Marriage Termination without Children

Month	Percentage of Cases Disposed		Number of Days	
	Cases	< 12 Months	Mean	Median
Jan	98	91%	130	99
Feb	80	96%	124	89
Mar	91	100%	112	76
April	87	96%	119	82
May	84	97%	111	91
June	85	94%	114	76
July	98	94%	117	87
Aug	78	100%	100	76
Sep	64	93%	148	118
Oct	101	95%	140	106
Nov	80	92%	154	102
Dec	110	96%	138	107
	<b>1056</b>	<b>1.0</b>		

Time to Disposition - 12 Months Time Standard

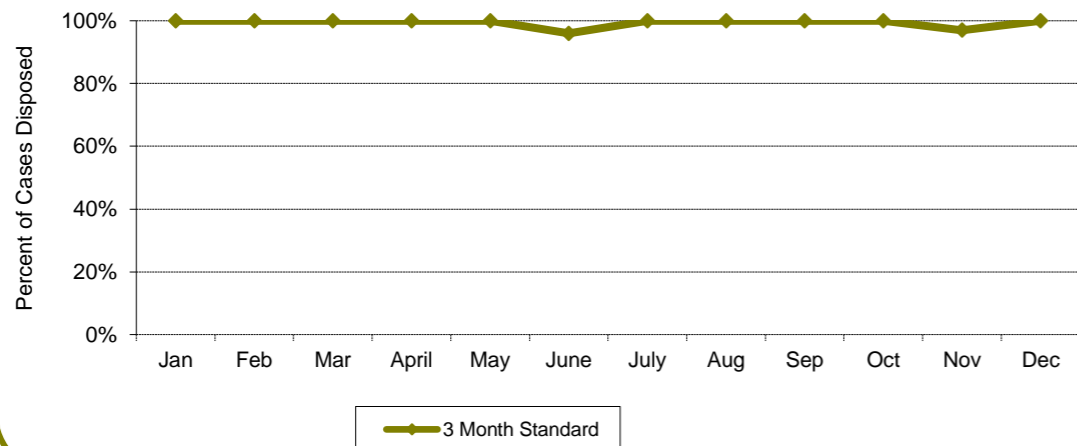




C - Marriage Dissolutions with Children

Month	Percentage of Cases Disposed		Number of Days	
	Cases	< 3 Months	Mean	Median
Jan	24	100%	47	47
Feb	31	100%	46	45
Mar	29	100%	40	38
April	35	100%	41	42
May	34	100%	40	40
June	31	96%	41	40
July	20	100%	53	46
Aug	24	100%	45	42
Sep	25	100%	46	47
Oct	25	100%	44	42
Nov	37	97%	44	44
Dec	55	100%	39	37
<b>Total</b>	<b>370</b>	<b>1.0</b>		

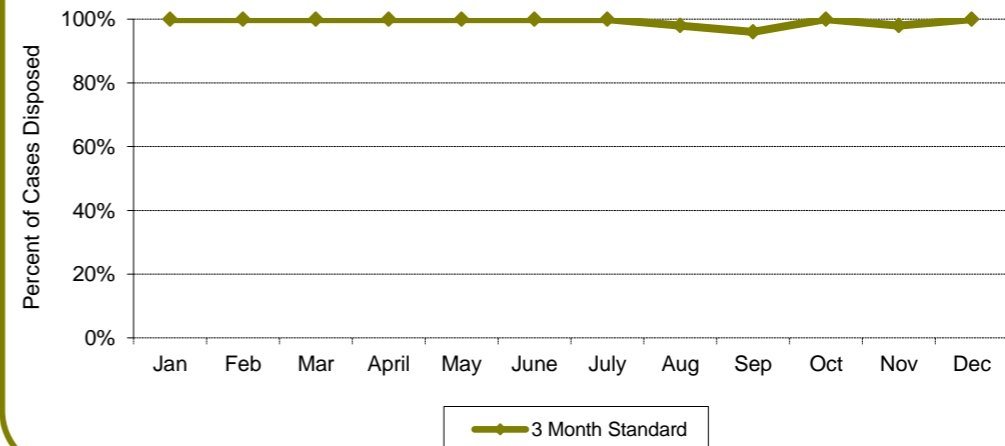
Time to Disposition - 3 Month Time Standard



D - Marriage Dissolutions without Children

Month	Percentage of Cases Disposed		Number of Days	
	Cases	< 3 Months	Mean	Median
Jan	45	100%	46	45
Feb	33	100%	44	42
Mar	35	100%	45	40
April	41	100%	43	43
May	59	100%	42	40
June	50	100%	43	42
July	31	100%	42	39
Aug	70	98%	42	40
Sep	33	96%	48	48
Oct	53	100%	50	49
Nov	50	98%	43	40
Dec	43	100%	42	37
<b>Total</b>	<b>543</b>	<b>1.0</b>		

Time to Disposition - 3 Month Time Standard



Measure 3 **Time to Disposition** ALL JUDGES (01/01/2018 - 12/31/2018)

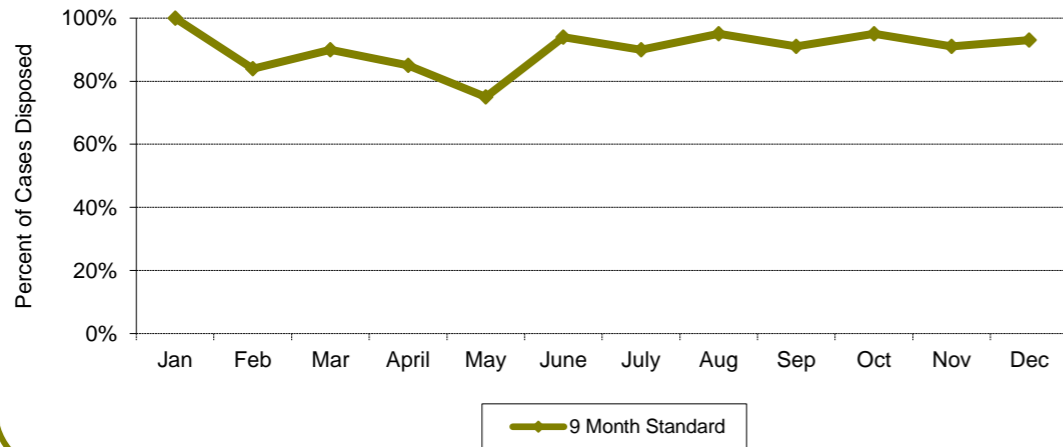


CourTools

**E - Change of Custody**

Month	Percentage of Cases Disposed		Number of Days	
	Cases	< 9 Months	Mean	Median
Jan	21	100%	84	22
Feb	25	84%	169	175
Mar	21	90%	101	14
April	21	85%	104	33
May	24	75%	117	61
June	17	94%	62	17
July	22	90%	84	25
Aug	44	95%	86	24
Sep	23	91%	94	38
Oct	23	95%	113	50
Nov	12	91%	95	80
Dec	16	93%	106	107
	<b>269</b>	<b>0.9</b>		

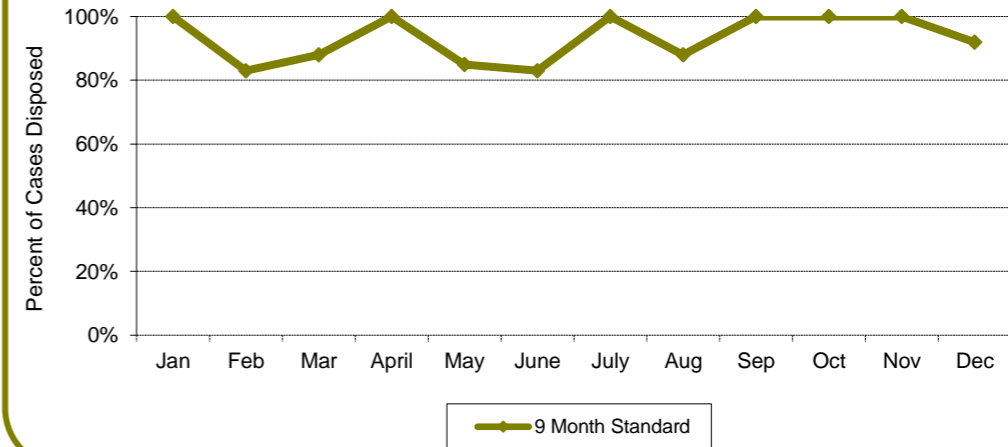
Time to Disposition - 9 Month Time Standard



**F - Visitation Enforcement or Modification**

Month	Percentage of Cases Disposed		Number of Days	
	Cases	< 9 Months	Mean	Median
Jan	9	100%	80	28
Feb	12	83%	187	195
Mar	9	88%	130	48
April	12	100%	113	102
May	7	85%	105	41
June	12	83%	107	70
July	7	100%	110	111
Aug	9	88%	206	94
Sep	11	100%	83	50
Oct	13	100%	83	38
Nov	6	100%	126	124
Dec	13	92%	103	59
	<b>120</b>	<b>0.9</b>		

Time to Disposition - 9 Month Time Standard



Measure 3 **Time to Disposition** ALL JUDGES (01/01/2018 - 12/31/2018)

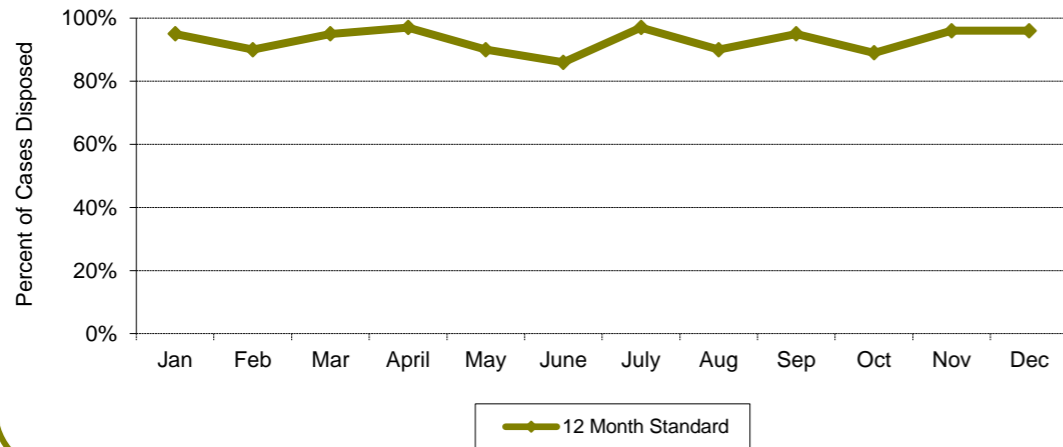


CourTools

**G - Support Enforcement or Modification**

Month	Percentage of Cases Disposed		Number of Days	
	Cases	< 12 Months	Mean	Median
Jan	44	95%	142	121
Feb	61	90%	132	84
Mar	71	95%	122	66
April	38	97%	108	70
May	51	90%	155	107
June	30	86%	164	69
July	47	97%	93	73
Aug	50	90%	169	108
Sep	40	95%	138	117
Oct	46	89%	155	77
Nov	30	96%	115	68
Dec	27	96%	125	78
	<b>535</b>	<b>0.9</b>		

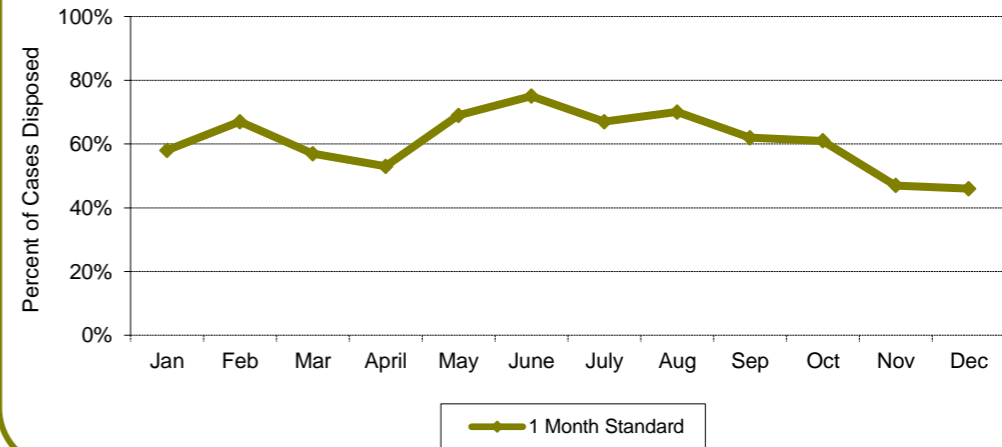
Time to Disposition - 12 Month Time Standard



**H - Domestic Violence**

Month	Percentage of Cases Disposed		Number of Days	
	Cases	< 1 Month	Mean	Median
Jan	46	58%	30	16
Feb	52	67%	25	13
Mar	45	57%	31	14
April	43	53%	28	15
May	49	69%	25	14
June	48	75%	23	14
July	61	67%	28	14
Aug	44	70%	37	13
Sep	45	62%	44	14
Oct	42	61%	24	15
Nov	42	47%	42	22
Dec	32	46%	30	16
	<b>549</b>	<b>0.6</b>		

Time to Disposition - 1 Month Time Standard



Measure 3 **Time to Disposition** ALL JUDGES (01/01/2018 - 12/31/2018)

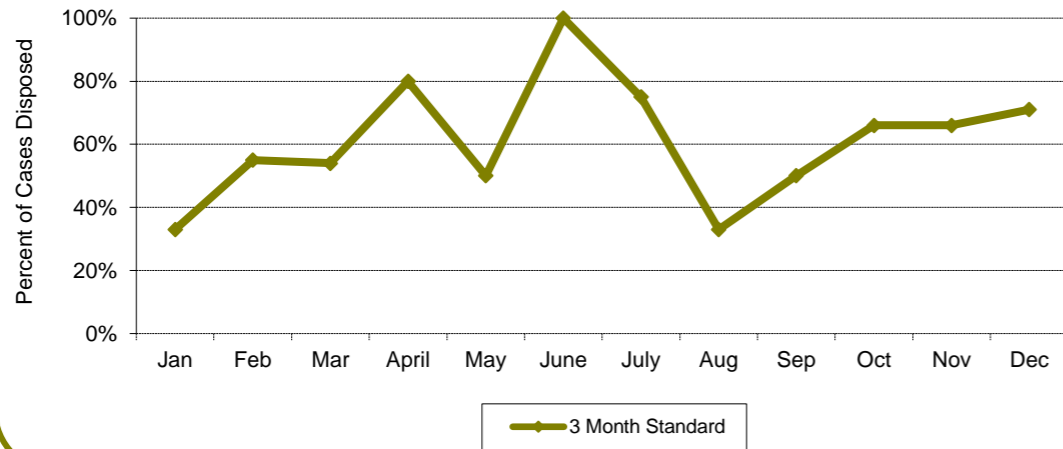


CourTools

I - URESA

Month	Percentage of Cases Disposed		Number of Days	
	Cases	< 3 Months	Mean	Median
Jan	6	33%	73	76
Feb	9	55%	82	67
Mar	11	54%	73	65
April	5	80%	63	35
May	10	50%	82	94
June	3	100%	56	38
July	4	75%	70	63
Aug	6	33%	101	104
Sep	6	50%	76	89
Oct	9	66%	66	52
Nov	9	66%	93	83
Dec	7	71%	59	42
	<b>85</b>	<b>0.6</b>		

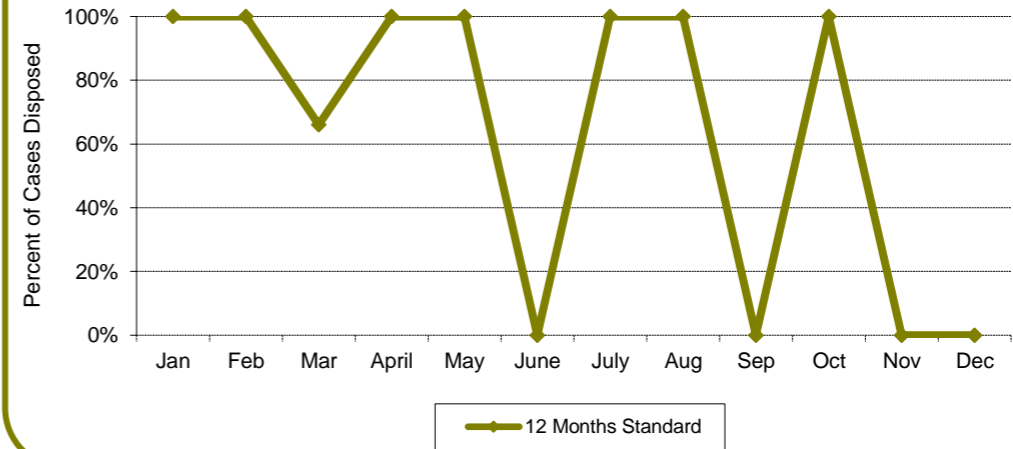
Time to Disposition - 3 Month Time Standard



J - Parentage

Month	Percentage of Cases Disposed		Number of Days	
	Cases	< 12 Months	Mean	Median
Jan	2	100%	274	273
Feb	3	100%	286	247
Mar	3	66%	326	217
April	2	100%	268	267
May	1	100%	169	169
June	0	0%		
July	2	100%	254	254
Aug	4	100%	164	166
Sep	0	0%		
Oct	1	100%	292	292
Nov	0	0%		
Dec	0	0%		
	<b>18</b>	<b>0.6</b>		

Time to Disposition - 12 Month Time Standard



Measure 3 **Time to Disposition ALL JUDGES (01/01/2018 - 12/31/2018)**



CourTools

K - All Others

Month	Percentage of Cases Disposed		Number of Days	
	Cases	< 6 Months	Mean	Median
Jan	10	50%	166	167
Feb	14	35%	234	218
Mar	13	69%	146	139
April	5	80%	111	91
May	13	84%	98	74
June	5	40%	142	49
July	7	85%	90	32
Aug	7	85%	110	56
Sep	8	100%	115	122
Oct	7	71%	138	101
Nov	8	100%	97	90
Dec	11	72%	139	119
	<b>108</b>	<b>0.7</b>		

Type	# Cases
A	783
B	1056
C	370
D	543
E	269
F	120
G	535
H	549
I	85
J	18
K	108
<b>TOTAL:</b>	<b>4436</b>

Time to Disposition - 6 Month Time Standard

