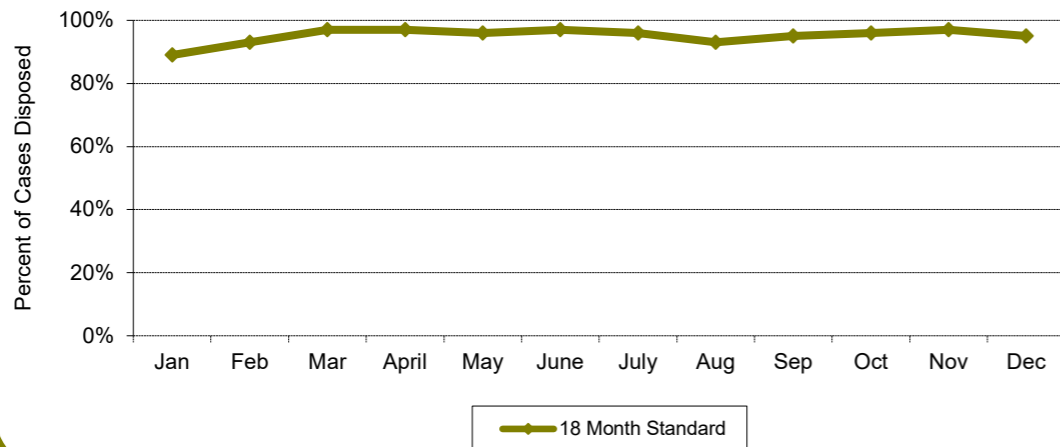




A - Marriage Termination With Children

| Month | Percentage of Cases Disposed | | Number of Days | |
|-------|------------------------------|-------------|----------------|--------|
| | Cases | < 18 Months | Mean | Median |
| Jan | 84 | 89% | 171 | 125 |
| Feb | 107 | 93% | 182 | 135 |
| Mar | 96 | 97% | 151 | 106 |
| April | 102 | 97% | 149 | 97 |
| May | 100 | 96% | 156 | 109 |
| June | 113 | 97% | 150 | 94 |
| July | 91 | 96% | 134 | 100 |
| Aug | 113 | 93% | 149 | 98 |
| Sep | 92 | 95% | 150 | 102 |
| Oct | 110 | 96% | 174 | 127 |
| Nov | 81 | 97% | 139 | 91 |
| Dec | 91 | 95% | 167 | 105 |
| | 1180 | 1.0 | | |

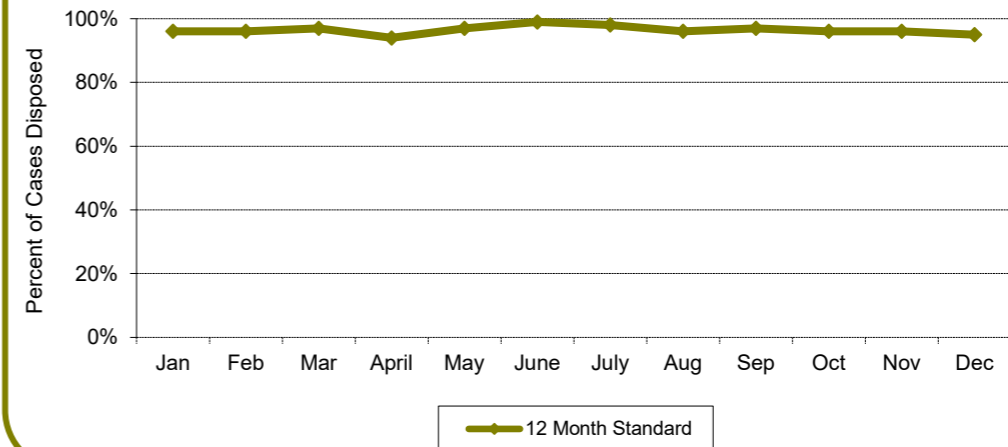
Time to Disposition - 18 Months Time Standard



B - Marriage Termination without Children

| Month | Percentage of Cases Disposed | | Number of Days | |
|-------|------------------------------|-------------|----------------|--------|
| | Cases | < 12 Months | Mean | Median |
| Jan | 125 | 96% | 121 | 92 |
| Feb | 130 | 96% | 122 | 97 |
| Mar | 118 | 97% | 117 | 95 |
| April | 156 | 94% | 120 | 90 |
| May | 140 | 97% | 123 | 81 |
| June | 156 | 99% | 114 | 91 |
| July | 125 | 98% | 100 | 83 |
| Aug | 157 | 96% | 110 | 84 |
| Sep | 141 | 97% | 116 | 85 |
| Oct | 141 | 96% | 108 | 80 |
| Nov | 130 | 96% | 122 | 92 |
| Dec | 121 | 95% | 123 | 83 |
| | 1640 | 1.0 | | |

Time to Disposition - 12 Months Time Standard



Measure 3 Time to Disposition ALL JUDGES (01/01/2019 - 12/31/2019)

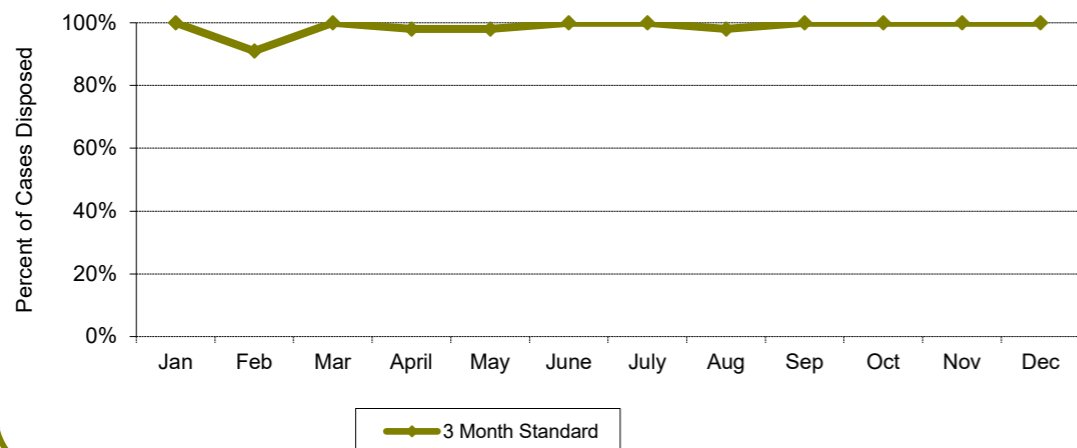


CourTools

C - Marriage Dissolutions with Children

| Month | Percentage of Cases Disposed | | Number of Days | |
|--------------|------------------------------|------------|----------------|--------|
| | Cases | < 3 Months | Mean | Median |
| Jan | 45 | 100% | 48 | 45 |
| Feb | 37 | 91% | 47 | 44 |
| Mar | 56 | 100% | 38 | 35 |
| April | 56 | 98% | 40 | 38 |
| May | 61 | 98% | 44 | 40 |
| June | 47 | 100% | 47 | 47 |
| July | 50 | 100% | 44 | 43 |
| Aug | 50 | 98% | 49 | 43 |
| Sep | 51 | 100% | 41 | 39 |
| Oct | 46 | 100% | 38 | 35 |
| Nov | 36 | 100% | 42 | 41 |
| Dec | 46 | 100% | 39 | 36 |
| Total | 581 | 1.0 | | |

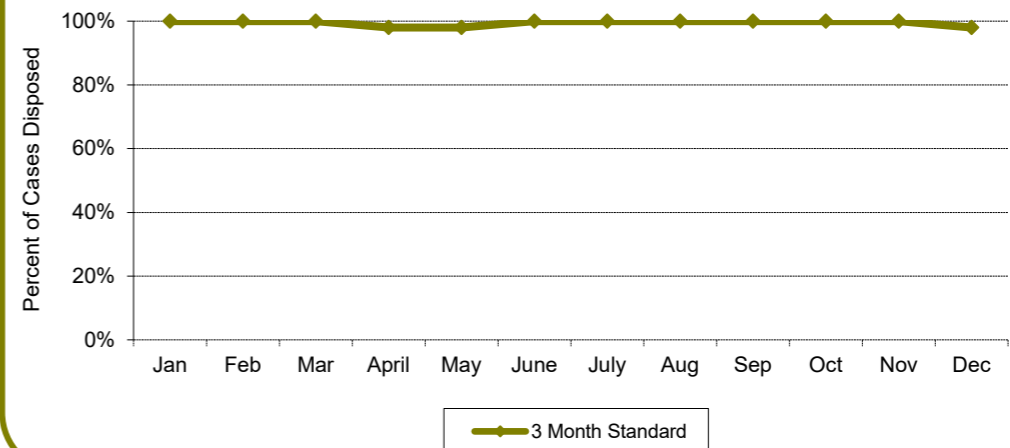
Time to Disposition - 3 Month Time Standard



D - Marriage Dissolutions without Children

| Month | Percentage of Cases Disposed | | Number of Days | |
|--------------|------------------------------|------------|----------------|--------|
| | Cases | < 3 Months | Mean | Median |
| Jan | 39 | 100% | 43 | 44 |
| Feb | 62 | 100% | 48 | 43 |
| Mar | 68 | 100% | 39 | 38 |
| April | 88 | 98% | 40 | 37 |
| May | 81 | 98% | 45 | 39 |
| June | 87 | 100% | 44 | 42 |
| July | 76 | 100% | 46 | 43 |
| Aug | 80 | 100% | 42 | 40 |
| Sep | 62 | 100% | 44 | 39 |
| Oct | 90 | 100% | 40 | 36 |
| Nov | 52 | 100% | 38 | 36 |
| Dec | 72 | 98% | 42 | 39 |
| Total | 857 | 1.0 | | |

Time to Disposition - 3 Month Time Standard



Measure 3 Time to Disposition ALL JUDGES (01/01/2019 - 12/31/2019)

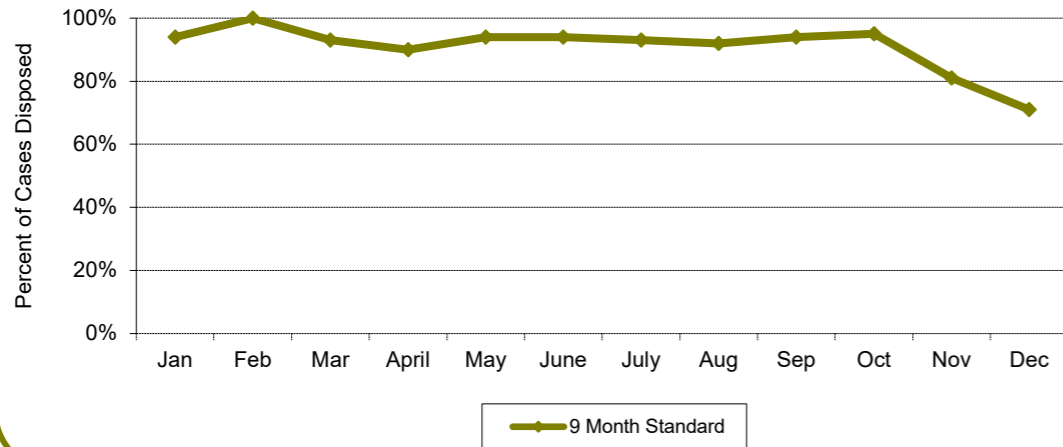


CourTools

E - Change of Custody

| Month | Percentage of Cases Disposed | | Number of Days | |
|-------|------------------------------|------------|----------------|--------|
| | Cases | < 9 Months | Mean | Median |
| Jan | 39 | 94% | 99 | 67 |
| Feb | 33 | 100% | 96 | 76 |
| Mar | 31 | 93% | 103 | 35 |
| April | 44 | 90% | 101 | 56 |
| May | 35 | 94% | 104 | 32 |
| June | 36 | 94% | 88 | 52 |
| July | 43 | 93% | 94 | 47 |
| Aug | 57 | 92% | 76 | 5 |
| Sep | 34 | 94% | 82 | 33 |
| Oct | 23 | 95% | 90 | 35 |
| Nov | 32 | 81% | 128 | 99 |
| Dec | 28 | 71% | 205 | 155 |
| | 435 | 0.9 | | |

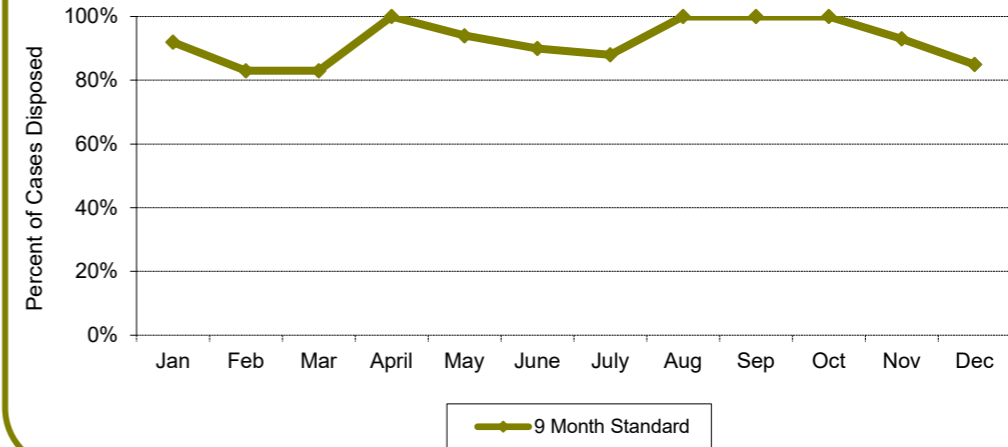
Time to Disposition - 9 Month Time Standard



F - Visitation Enforcement or Modification

| Month | Percentage of Cases Disposed | | Number of Days | |
|-------|------------------------------|------------|----------------|--------|
| | Cases | < 9 Months | Mean | Median |
| Jan | 14 | 92% | 125 | 99 |
| Feb | 12 | 83% | 142 | 148 |
| Mar | 12 | 83% | 134 | 85 |
| April | 11 | 100% | 101 | 63 |
| May | 18 | 94% | 91 | 64 |
| June | 11 | 90% | 129 | 87 |
| July | 17 | 88% | 114 | 64 |
| Aug | 15 | 100% | 82 | 72 |
| Sep | 8 | 100% | 89 | 88 |
| Oct | 23 | 100% | 73 | 61 |
| Nov | 15 | 93% | 96 | 26 |
| Dec | 14 | 85% | 103 | 66 |
| | 170 | 0.9 | | |

Time to Disposition - 9 Month Time Standard



Measure 3 **Time to Disposition** ALL JUDGES (01/01/2019 - 12/31/2019)

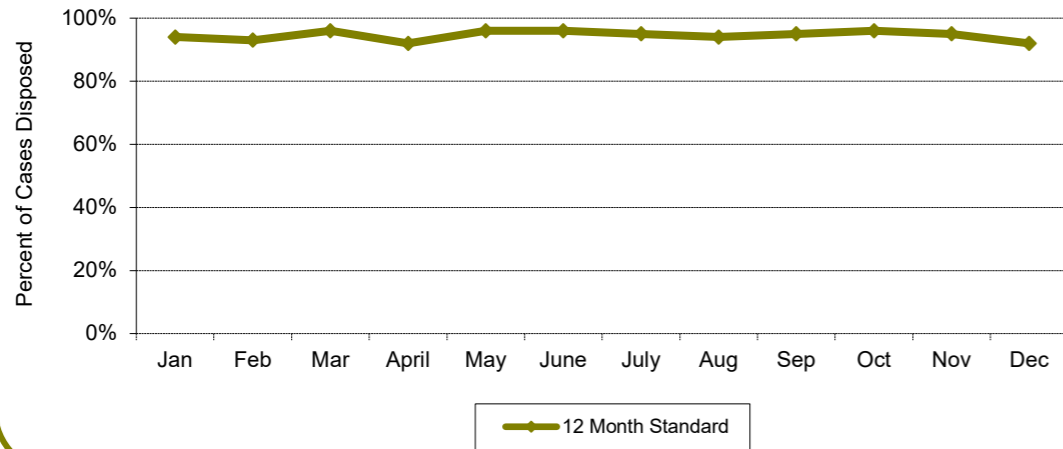


CourTools

G - Support Enforcement or Modification

| Month | Percentage of Cases Disposed | | Number of Days | |
|-------------|------------------------------|-------------|----------------|--------|
| | Cases | < 12 Months | Mean | Median |
| Jan | 72 | 94% | 138 | 98 |
| Feb | 77 | 93% | 156 | 136 |
| Mar | 83 | 96% | 129 | 99 |
| April | 66 | 92% | 155 | 121 |
| May | 75 | 96% | 124 | 104 |
| June | 79 | 96% | 114 | 64 |
| July | 90 | 95% | 110 | 58 |
| Aug | 89 | 94% | 122 | 87 |
| Sep | 96 | 95% | 108 | 69 |
| Oct | 109 | 96% | 107 | 50 |
| Nov | 95 | 95% | 94 | 56 |
| Dec | 89 | 92% | 115 | 42 |
| 1020 | | 0.9 | | |

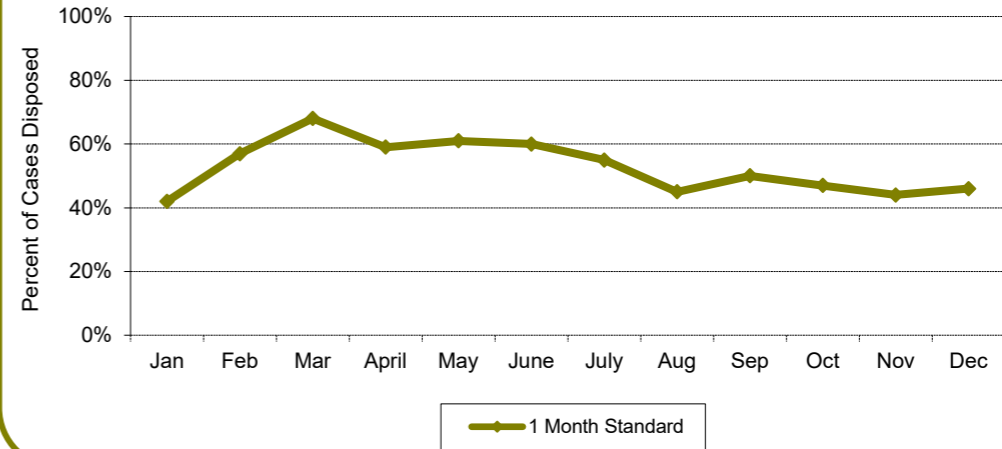
Time to Disposition - 12 Month Time Standard



H - Domestic Violence

| Month | Percentage of Cases Disposed | | Number of Days | |
|------------|------------------------------|------------|----------------|--------|
| | Cases | < 1 Month | Mean | Median |
| Jan | 87 | 42% | 44 | 30 |
| Feb | 70 | 57% | 29 | 14 |
| Mar | 54 | 68% | 22 | 15 |
| April | 52 | 59% | 29 | 14 |
| May | 78 | 61% | 30 | 16 |
| June | 71 | 60% | 24 | 15 |
| July | 65 | 55% | 31 | 16 |
| Aug | 94 | 45% | 36 | 29 |
| Sep | 85 | 50% | 34 | 16 |
| Oct | 63 | 47% | 39 | 24 |
| Nov | 56 | 44% | 37 | 30 |
| Dec | 66 | 46% | 37 | 21 |
| 841 | | 0.5 | | |

Time to Disposition - 1 Month Time Standard



Measure 3 Time to Disposition ALL JUDGES (01/01/2019 - 12/31/2019)

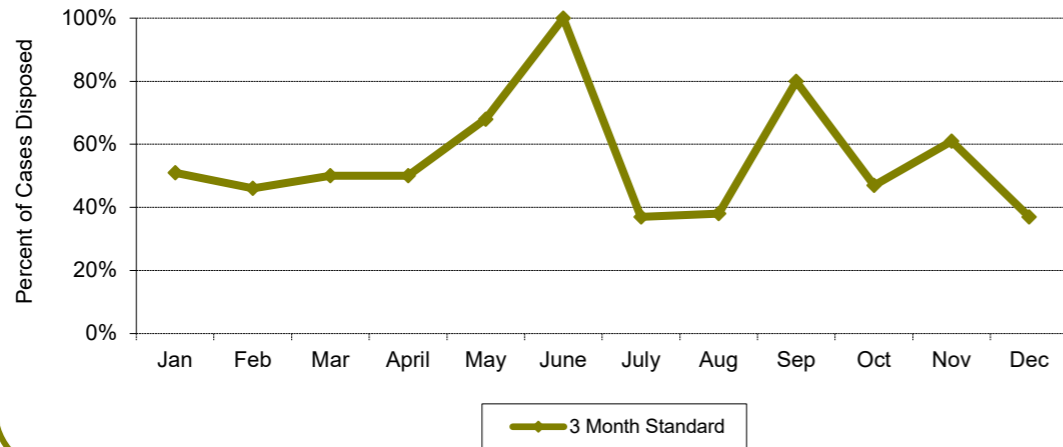


CourTools

I - URESA

| Month | Percentage of Cases Disposed | | Number of Days | |
|-------|------------------------------|------------|----------------|--------|
| | Cases | < 3 Months | Mean | Median |
| Jan | 29 | 51% | 76 | 71 |
| Feb | 32 | 46% | 74 | 73 |
| Mar | 16 | 50% | 115 | 97 |
| April | 18 | 50% | 95 | 92 |
| May | 25 | 68% | 73 | 60 |
| June | 12 | 100% | 60 | 64 |
| July | 16 | 37% | 108 | 103 |
| Aug | 21 | 38% | 101 | 98 |
| Sep | 21 | 80% | 69 | 70 |
| Oct | 17 | 47% | 87 | 68 |
| Nov | 13 | 61% | 76 | 64 |
| Dec | 8 | 37% | 112 | 132 |
| | 228 | 0.6 | | |

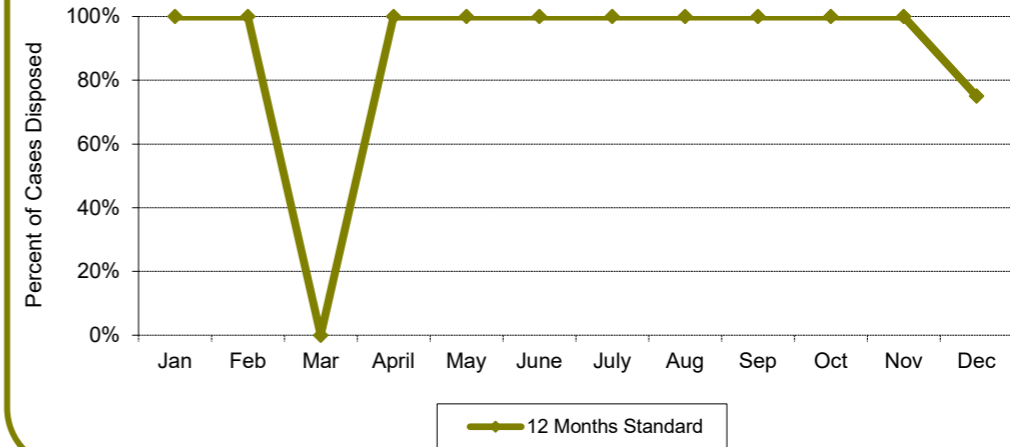
Time to Disposition - 3 Month Time Standard



J - Parentage

| Month | Percentage of Cases Disposed | | Number of Days | |
|-------|------------------------------|-------------|----------------|--------|
| | Cases | < 12 Months | Mean | Median |
| Jan | 1 | 100% | 174 | 174 |
| Feb | 3 | 100% | 245 | 219 |
| Mar | 0 | 0% | | |
| April | 3 | 100% | 231 | 188 |
| May | 3 | 100% | 135 | 119 |
| June | 8 | 100% | 185 | 182 |
| July | 1 | 100% | 224 | 224 |
| Aug | 1 | 100% | 138 | 138 |
| Sep | 5 | 100% | 218 | 146 |
| Oct | 3 | 100% | 316 | 248 |
| Nov | 7 | 100% | 182 | 195 |
| Dec | 4 | 75% | 287 | 284 |
| | 39 | 0.9 | | |

Time to Disposition - 12 Month Time Standard





K - All Others

| Month | Percentage of Cases Disposed | | Number of Days | |
|-------|------------------------------|------------|----------------|--------|
| | Cases | < 6 Months | Mean | Median |
| Jan | 17 | 76% | 118 | 104 |
| Feb | 14 | 71% | 124 | 91 |
| Mar | 19 | 73% | 122 | 81 |
| April | 14 | 78% | 132 | 122 |
| May | 10 | 70% | 118 | 97 |
| June | 8 | 62% | 168 | 162 |
| July | 12 | 100% | 97 | 93 |
| Aug | 17 | 82% | 105 | 95 |
| Sep | 19 | 68% | 155 | 86 |
| Oct | 18 | 83% | 119 | 106 |
| Nov | 12 | 75% | 138 | 136 |
| Dec | 14 | 71% | 141 | 126 |
| | 174 | 0.8 | | |

| Type | # Cases |
|---------------|-------------|
| A | 1180 |
| B | 1640 |
| C | 581 |
| D | 857 |
| E | 435 |
| F | 170 |
| G | 1020 |
| H | 841 |
| I | 228 |
| J | 39 |
| K | 174 |
| TOTAL: | 7165 |

Time to Disposition - 6 Month Time Standard

